

THANK YOU!

Thank you for your downloading this product!
I hope you love this resource as much as we do.

Please contact me if you have any questions at all
michala@keepingmykiddobusy.com

I am always happy to help.

Let's be friends! Click any of the buttons below.



TERMS OF USE

♥ All pages in this resource are © Keeping My Kiddo Busy, LLC 2020

♥ This license is for individual use only. If you wish to share with another teacher, please direct them to my [store](#). If an entire school or district intends to use this resource, please purchase the appropriate license.

♥ It is strictly forbidden by the DMCA to sell or share this resource on any website. If you are a teacher, you may upload and share this resource with your students on your password protected virtual classroom.

[Away With The Pixels](#)

TpT Keeping My Kinders Busy
keepingmykiddobusy.com




Graphics and font thanks to:



Learning at Home

HOMESCHOOL ✨ DISTANCE LEARNING




© Keeping My Kiddo Busy LLC 2020 keepingmykiddobusy.com

2020 has thrown us some huge curveballs! We are all learning, growing and adapting.

School may look very different this year, and to help make learning the kindergarten standards fun and easy, I created two new programs that can be used at home or in the classroom.

Learn at Home RESOURCE #1



This is an **open and go** program where you can just print and teach. There is no prep for you!
This standards-based program can be used in the classroom as a daily warm up/review or at home..

The format stays the exact same, and the skills build on each other throughout the month.
Students love the predictable routine and can become mostly independent with this program.



[CLICK HERE to purchase](#)


Learn at Home RESOURCE #2

Monthly BOOM CARDS

Self-checking digital task cards. I target specific skills each month and many decks come with audio!



FREE DECK



[CLICK HERE to purchase](#)

How To Use This Print & Teach Pack

It is so nice to have students on a schedule and routine so they know what to expect each day. This print and teach pack does just that!

These monthly packs create a routine that is easy to follow and there is almost no prep for you.

This work packet is set up to cover skills in a repetitive format. This way, children can be independent most of the time and do not constantly ask you for help and directions.

They recognize the activities and the format every day. Once a week (every five days) a new standard is introduced that they may need assistance with, but then this stays the same for the entire week.

This builds their confidence and helps them master skills and standards quickly.



Day 1

September

My TASKS Today

Color the star when you complete each task.
Let's work hard and learn a lot today!

Language Arts <i>September 2020</i> A a A a B b B b C c C c D d D d	Primary Math <i>September 2020</i> 1 2 3 4 5 6 7 8 9 10 11 12	My Daily Journal
★	★	★
★	★	★

Writing	Writing	Writing	Writing
Math Facts	Math Facts	Fold Laundry	Wash Dishes
20 Minutes of Reading	20 Minutes of Reading	Clean Table and Chairs	Clean Bathroom
		Clean Your Bedroom	Clean Your Bedroom


Students color the star when they complete the assignment. They fill up their stars each day.

What about the empty boxes? Cut out and glue which additional tasks you want your student to complete each day. You can also handwrite an activity in each box or simply leave them blank. This makes it easy to differentiate for students or if you homeschool. Both school and home activities are included

This is our September pack for kindergarten.



The goal is to teach basic skills while building their confidence.

We start the year very simple with basic letter and number skills. Each month, the packs increase in difficulty as their skills progress.



Day
1

September



My TASKS Today

Color the star when you complete each task.
Let's work hard and learn a lot today!

Language Arts
September • Level K • Day 1
Phonics Writing Rhyming

Name: _____

WRITING Start at the star and trace the letters.

A a A a

PHONICS Color the picture that starts with Aa. Draw something on your own that starts with Aa.

READING Circle all of the letters: A a

k a L A
G A W a

RHYMING



Primary Math
September • Level K • Day 1
Numbers Shapes Counting

Name: _____

NUMBERS Start at the star and trace the numbers.

1 2 3 4 5

1:1 CORRESPONDENCE Color 1 duck.

SHAPES Trace the shapes.

circle square

COUNTING Count how many and circle the correct number.

3 5



I read today for 20 minutes

my Daily Journal



This is how I write my name: _____

My phone number is: _____

Draw a picture of the book you read today.

Draw a picture of how you were helpful today.

Day 1



Language Arts






Phonics
Writing
Rhyming

September  Level K • Day 1

Name: _____

WRITING


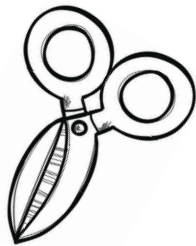

Start at the star and trace the letters.



PHONICS

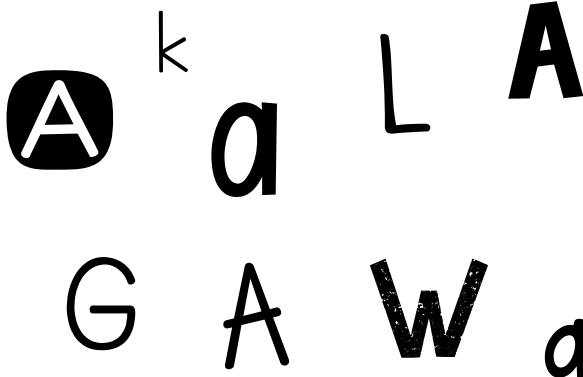
Color the picture that starts with **Aa**.

Draw something on your own that starts with **Aa**.




READING

Circle all of the letters: **A a**




RHYMING

Color the two pictures that rhyme.




Primary Math

September  Level K • Day 1

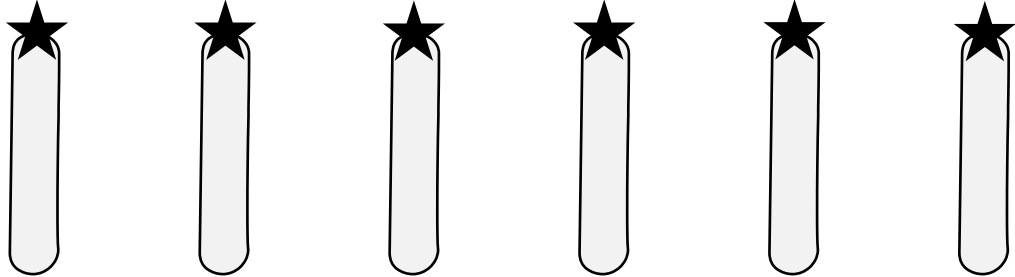


Name: _____

NUMBERS



Start at the star and trace the numbers.



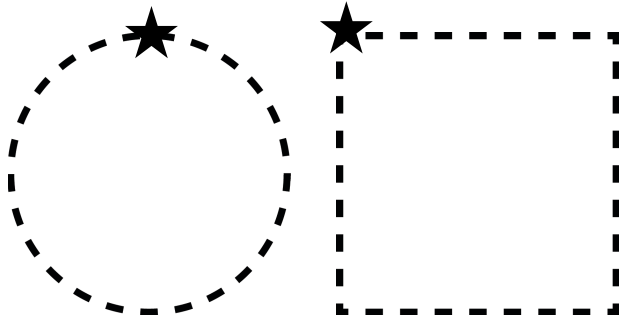
CORRESPONDENCE

Color 1 duck



SHAPES

Trace the shapes.

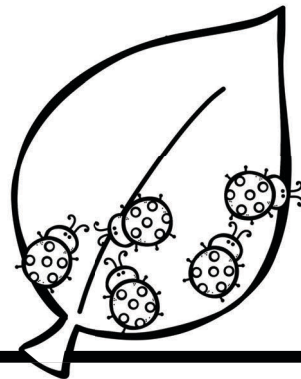


circle

square

COUNTING

Count how many and circle the correct number.

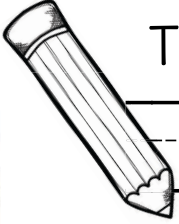


3

5

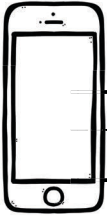
I read today for 20 minutes

my Daily Journal



This is how I write my name:

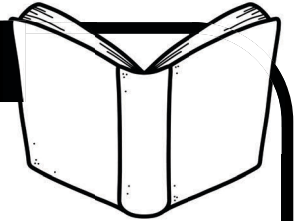
Handwriting practice lines consisting of a solid top line, a dashed middle line, and a solid bottom line.




My phone number is:

Handwriting practice lines consisting of a solid top line, a dashed middle line, and a solid bottom line.

Draw a picture of the book you read today.


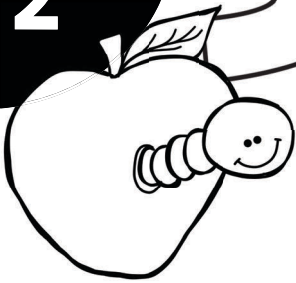


Draw a picture of how you were helpful today.



Day
2

September



My TASKS Today

Color the star when you complete each task.
Let's work hard and learn a lot today!

Language Arts
September • Level K • Day 2
Phonics Writing Rhyming

WRITING Start at the star and trace the letters.
B b B b

PHONICS Color the picture that starts with Bb. Draw something on your own that starts with Bb.

READING Circle all of the letters B b.
B b B B
e s b b

RHYMING



Primary Math
September • Level K • Day 2
Numbers Shapes Counting

NUMBERS Start at the star and trace the numbers.
2 2 2 2

1:1 CORRESPONDENCE Color 2 apples.

SHAPES Trace the shapes.
hexagon triangle

COUNTING Count how many and circle the correct number.
 7 2



I read today for 20 minutes

My Daily Journal



This is how I write my name: _____

My phone number is: _____

Draw a picture of the book you read today.

Draw a picture of how you were helpful today.

Day 2



Language Arts


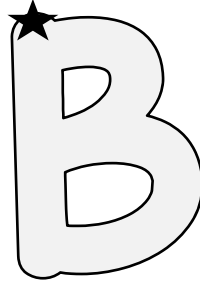
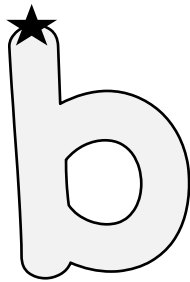
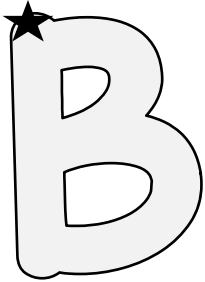


September  Level K • Day 2

Name: _____

WRITING




Start at the star and trace the letters.



PHONICS

Color the picture that starts with **Bb**.

Draw something on your own that starts with **Bb**.





READING

Circle all of the letters: **B b**


B ^k **B** **B**
b
e s **b** b


RHYMING

Color the two pictures that rhyme.




Primary Math

September  Level K • Day 2

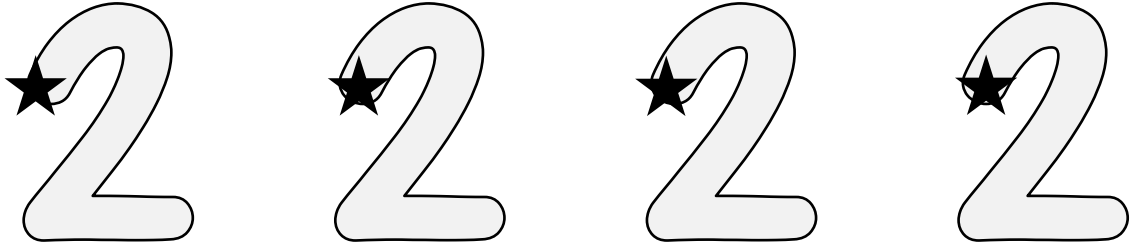


Name: _____

NUMBERS



Start at the star and trace the numbers.




CORRESPONDENCE

Color 2 apples.



SHAPES

Trace the shapes.



hexagon

triangle

COUNTING

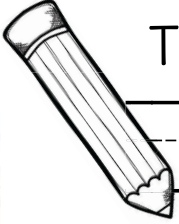
Count how many and circle the correct number.



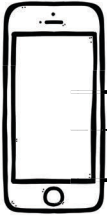
7

2

my Daily Journal

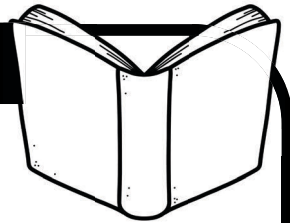


This is how I write my name:




My phone number is:

Draw a picture of the book you read today.





Draw a picture of how you were helpful today.



Day
3

September



My TASKS Today

Color the star when you complete each task.
Let's work hard and learn a lot today!

Language Arts
September • Level K • Day 3
Phonics Writing Rhyming

Name: _____

WRITING Start at the star and trace the letters.

C C C C

PHONICS Color the picture that starts with Cc. Draw something on your own that starts with Cc.

READING Circle all of the letters C c.

T C C C
C P A c

RHYMING



Primary Math
September • Level K • Day 3
Numbers Shapes Counting

Name: _____

NUMBERS Start at the star and trace the numbers.

3 3 3 3

CORRESPONDENCE Color 3 frogs.

SHAPES Trace the shapes.

star diamond

COUNTING Count how many and circle the correct number.

1 4



I need today for 20 minutes

my Daily Journal




This is how I write my name: _____

My phone number is: _____

Draw a picture of the book you read today.

Draw a picture of how you were helpful today.

Day 3



Language Arts

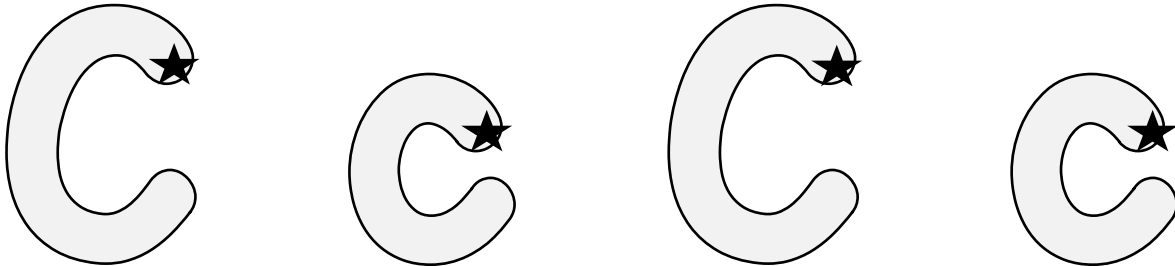


September  Level K • Day 3

Name: _____

WRITING


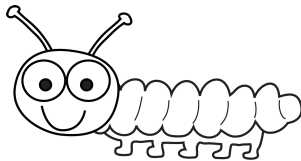

Start at the star and trace the letters.



PHONICS

Color the picture that starts with **Cc**.

Draw something on your own that starts with **Cc**.



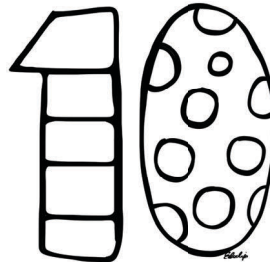
READING

Circle all of the letters: **C c**





RHYMING

Color the two pictures that rhyme.



Primary Math


September  Level K • Day 3



Name: _____


NUMBERS

Start at the star and trace the numbers.




CORRESPONDENCE

Color 3 frogs.

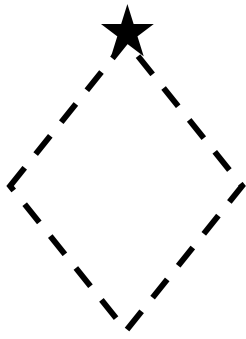


SHAPES

Trace the shapes.




star



diamond

COUNTING

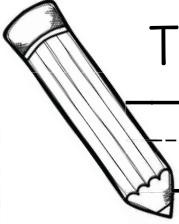
Count how many and circle the correct number.



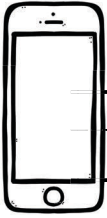
1

4

my Daily Journal

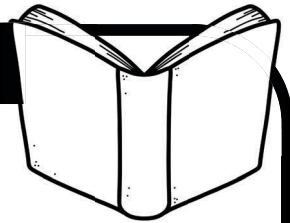


This is how I write my name:




My phone number is:

Draw a picture of the book you read today.


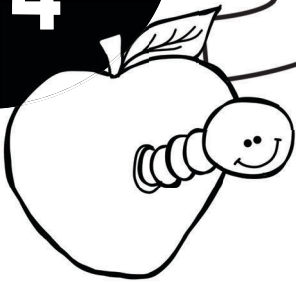


Draw a picture of how you were helpful today.



Day
4

September



My TASKS Today

Color the star when you complete each task.
Let's work hard and learn a lot today!

Language Arts
September • Level K • Day 4
Phonics Writing Rhyming

NAME: _____

WRITING Start at the star and trace the letters.

D d D d

PHONICS Color the picture that starts with Dd. Draw something on your own that starts with Dd.

READING Circle all of the letters D d.

S J D
d X m d D

RHYMING



Primary Math
September • Level K • Day 4
Numbers Shapes Counting

NAME: _____

NUMBERS Start at the star and trace the numbers.

4 4 4 4

CORRESPONDENCE Color 4 trees.

SHAPES Trace the shapes.

square triangle

COUNTING Count how many and circle the correct number.

9 3



I read today for 20 minutes

My Daily Journal


This is how I write my name: _____

My phone number is: _____

Draw a picture of the book you read today.

Draw a picture of how you were helpful today.

Day 4



Language Arts

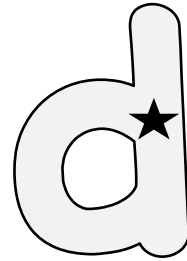

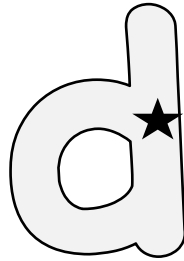



September  Level K • Day 4

Name: _____

WRITING


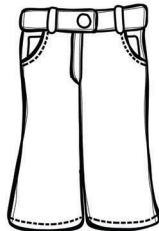

Start at the star and trace the letters.



PHONICS

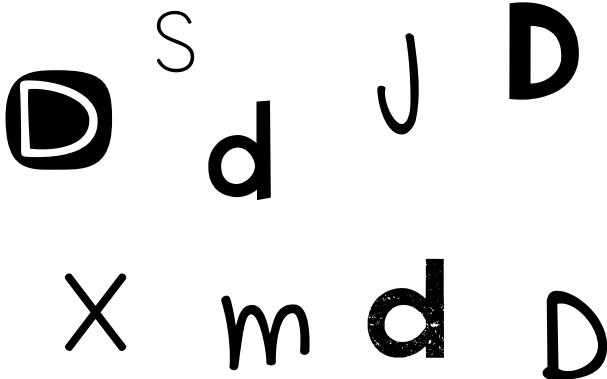
Color the picture that starts with **Dd**.

Draw something on your own that starts with **Dd**.





READING

Circle all of the letters: **D d**





RHYMING

Color the two pictures that rhyme.



Primary Math

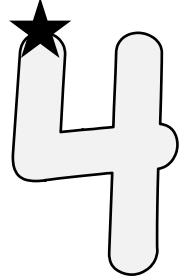

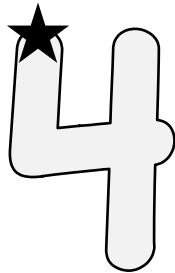
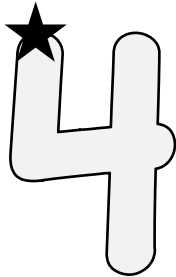

September  Level K • Day 4



Name: _____

NUMBERS

Start at the star and trace the numbers.




CORRESPONDENCE

Color 4 trees.

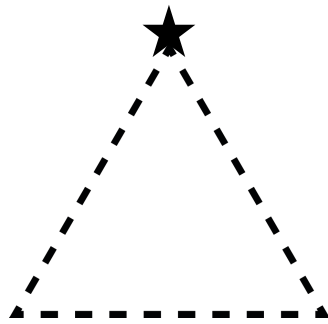


SHAPES

Trace the shapes.




square



triangle

COUNTING

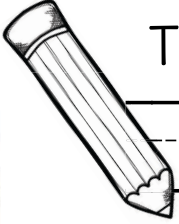
Count how many and circle the correct number.



9

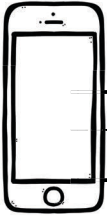
3

my Daily Journal



This is how I write my name:

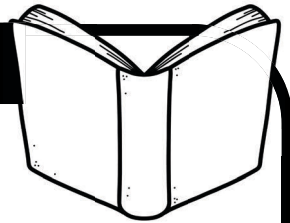
Handwriting practice lines consisting of a solid top line, a dashed middle line, and a solid bottom line.




My phone number is:

Handwriting practice lines consisting of a solid top line, a dashed middle line, and a solid bottom line.

Draw a picture of the book you read today.


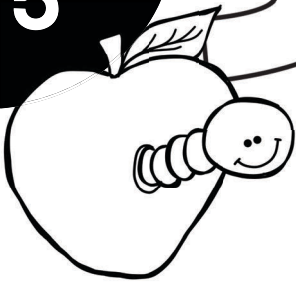


Draw a picture of how you were helpful today.



Day
5

September



My TASKS Today

Color the star when you complete each task.
Let's work hard and learn a lot today!

Language Arts
September • Level K • Day 5
Phonics Writing Rhyming

WRITING Start at the star and trace the letters.
E e E e

PHONICS Color the picture that starts with Ee. Draw something on your own that starts with Ee.

READING Circle all of the letters Ee.
E f E
E o E e

RHYMING



Primary Math
September • Level K • Day 5
Numbers Shapes Counting

NUMBERS Start at the star and trace the numbers.
5 5 5 5

SHAPE CORRESPONDENCE Color 5 scissors.

SHAPES Trace the shapes.
circle hexagon

COUNTING Count how many and circle the correct number.
8 5



I read today for 20 minutes



My Daily Journal
This is how I write my name: _____

My phone number is: _____

Draw a picture of the book you read today.

Draw a picture of how you were helpful today.

Day 5



Language Arts





September  Level K • Day 5

Name: _____

WRITING



Start at the star and trace the letters.



PHONICS

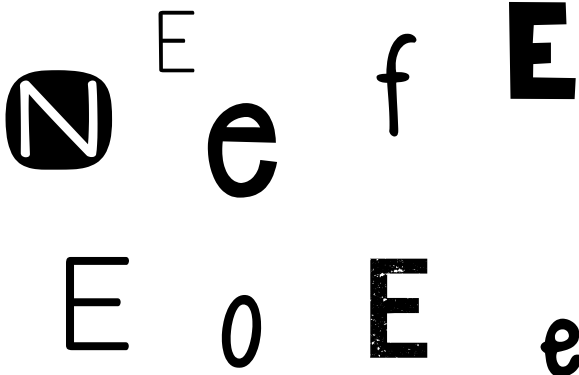
Color the picture that starts with **Ee**.

Draw something on your own that starts with **Ee**.





READING

Circle all of the letters: **E e**




RHYMING

Color the two pictures that rhyme.



Primary Math


September  Level K • Day 5



Name: _____

NUMBERS

Start at the star and trace the numbers.




CORRESPONDENCE

Color 5 scissors.




SHAPES

Trace the shapes.



circle



hexagon

COUNTING

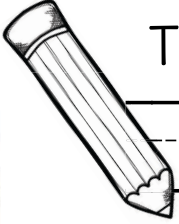
Count how many and circle the correct number.



8

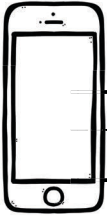
5

my Daily Journal



This is how I write my name:

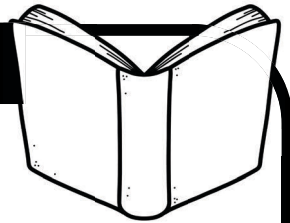
Handwriting practice lines consisting of a solid top line, a dashed middle line, and a solid bottom line.



My phone number is:

Handwriting practice lines consisting of a solid top line, a dashed middle line, and a solid bottom line.

Draw a picture of the book you read today.



Draw a picture of how you were helpful today.

