

THANK YOU!

Thank you for your downloading this product!
I hope you love this resource as much as we do.

Please contact me if you have any questions at all
michala@keepingmykiddobusy.com

I am always happy to help.

Let's be friends! Click any of the buttons below.



TERMS OF USE

♥ All pages in this resource are © Keeping My Kiddo Busy, LLC 2020

♥ This license is for individual use only. If you wish to share with another teacher, please direct them to my [store](#). If an entire school or district intends to use this resource, please purchase the appropriate license.

♥ It is strictly forbidden by the DMCA to sell or share this resource on any website. If you are a teacher, you may upload and share this resource with your students on your password protected virtual classroom.

TpT Keeping My Kinders Busy
keepingmykiddobusy.com



Away with the Pixels

Graphics and font thanks to:




Continued...























Print & Teach Pack

NEW UPDATE!

May Daily Review 

Color the star when you complete your daily assignments.

My Name: _____


Day 1  Read For 20 minutes	Day 2  Read For 20 minutes	Day 3  Read For 20 minutes	Day 4  Read For 20 minutes
Day 5  Read For 20 minutes	Day 6  Read For 20 minutes	Day 7  Read For 20 minutes	Day 8  Read For 20 minutes
Day 9  Read For 20 minutes	Day 10  Read For 20 minutes	Day 11  Read For 20 minutes	Day 12  Read For 20 minutes
Day 13  Read For 20 minutes	Day 14  Read For 20 minutes	Day 15  Read For 20 minutes	Day 16  Read For 20 minutes
Day 17  Read For 20 minutes	Day 18  Read For 20 minutes	Day 19  Read For 20 minutes	Day 20  Read For 20 minutes

© Keeping My Kiddo Busy 2020 keepingmykiddobusy.com

I now offer the option to have an assignment checklist on one page! This will save you paper if you do not wish to print the My Tasks Today cover page and reading journals.

This makes creating distance learning, classroom review or homeschooling packets a breeze!

Just print the math and language arts activity pages front to back.



It is so nice to have students on a schedule and routine so they know what to expect each day. This print and teach pack does just that!

These monthly packs create a routine that is easy to follow and there is almost no prep for you.

This work packet is set up to cover skills in a repetitive format. This way, children can be independent most of the time and do not constantly ask you for help and directions.

They recognize the activities and the format every day. Once a week (every five days or so) a new standard is introduced that they may need assistance with, but then this stays the same for many days in a row.

This builds their confidence and helps them master skills and standards quickly.

May



Daily Review



Color the star when you complete your daily assignments.


My Name: _____

Day 1





Read for 20 minutes

Day 2




Read for 20 minutes

Day 3





Read for 20 minutes

Day 4




Read for 20 minutes

Day 5



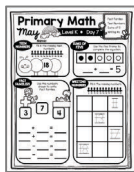

Read for 20 minutes

Day 6



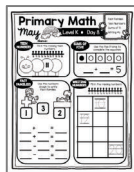

Read for 20 minutes

Day 7



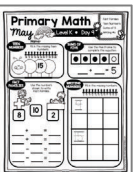

Read for 20 minutes

Day 8



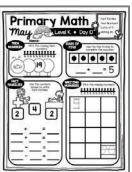
Read for 20 minutes

Day 9





Read for 20 minutes

Day 10



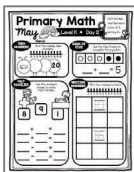
Read for 20 minutes

Day 11




Read for 20 minutes

Day 12





Read for 20 minutes

Day 13




Read for 20 minutes

Day 14




Read for 20 minutes

Day 15





Read for 20 minutes

Day 16





Read for 20 minutes

Day 17





Read for 20 minutes

Day 18




Read for 20 minutes

Day 19



Read for 20 minutes

Day 20



Read for 20 minutes

Primary Math

May



Level K • Day 1

More/Less

Place Value

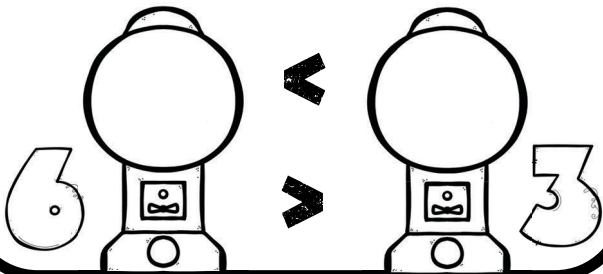
Fact Families

Shapes

Name: _____

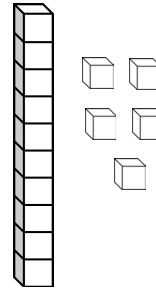
MORE or LESS

Draw the correct number of gum balls.
Color the machine that has more.



PLACE VALUE

Count how many tens sticks.
Count how many ones.




_____ tens

_____ ones

FACT FAMILIES

Use the numbers shown to write fact families.




5



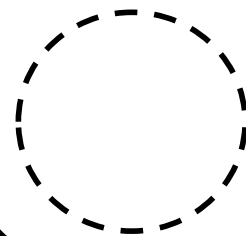
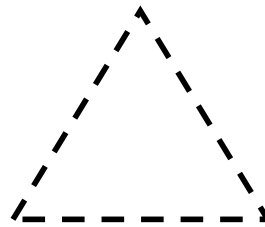
$$\begin{array}{r} 3 \\ \hline \end{array} + \begin{array}{r} 2 \\ \hline \end{array} = \begin{array}{r} 5 \\ \hline \end{array}$$
$$\begin{array}{r} 2 \\ \hline \end{array} + \begin{array}{r} 3 \\ \hline \end{array} = \begin{array}{r} 5 \\ \hline \end{array}$$
$$\begin{array}{r} 5 \\ \hline \end{array} - \begin{array}{r} 3 \\ \hline \end{array} = \begin{array}{r} 2 \\ \hline \end{array}$$
$$\begin{array}{r} 5 \\ \hline \end{array} - \begin{array}{r} 2 \\ \hline \end{array} = \begin{array}{r} 3 \\ \hline \end{array}$$

SHAPES

Trace it




Draw it



Language Arts

May



Level K • Day 1

Phonics


Reading

Writing




Name: _____

WORD FAMILIES



cat








Write words that are in the same word family.

READING



The rat sat on the hat.

The cat saw the rat.

The rat ran away.

The cat ran after the rat.



Color all of the -at words

red

What did the rat sit on?

cat

hat

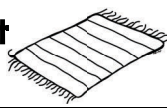
WRITING

Write 1-2 sentences using the picture word bank.

sat



mat



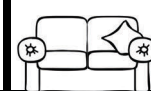
classroom



desk



couch



Primary Math

May



Level K • Day 2

More/Less

Place Value

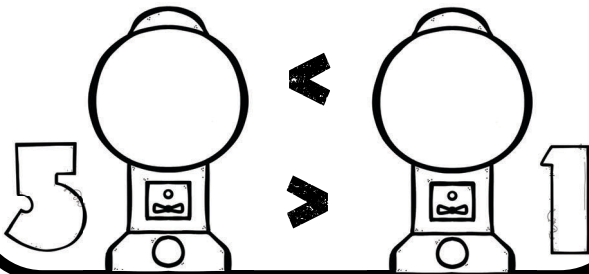
Fact Families

Shapes

Name: _____

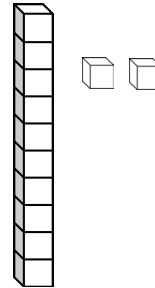
MORE or LESS

Draw the correct number of gum balls.
Color the machine that has more.



PLACE VALUE


Count how many tens sticks.
Count how many ones.



_____ tens _____ ones

FACT FAMILIES

Use the numbers shown to write fact families.

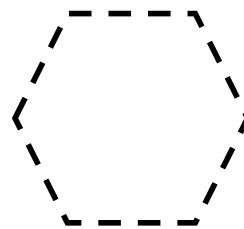
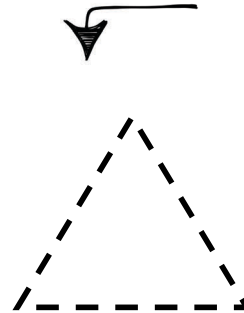


_____	+	_____	=	7
_____	+	_____	=	7
7	-	_____	=	_____
7	-	_____	=	_____

SHAPES


Trace it

Draw it



Language Arts

May



Level K • Day 2

Phonics

Reading


Writing



Name: _____

WORD FAMILIES

Write words that are in the same word family.



ten



--	--	--




--	--	--



--	--	--

READING



I am ten years old today!

I got a new pen.

I love my new, red pen.

I can draw with my red pen.

Color all of the -en words

blue

What color is his pen?

yellow

red

WRITING

Write 1-2 sentences using the picture word bank.

friends



present



cake



balloons



birthday



Primary Math

May



Level K • Day 3

More/Less

Place Value

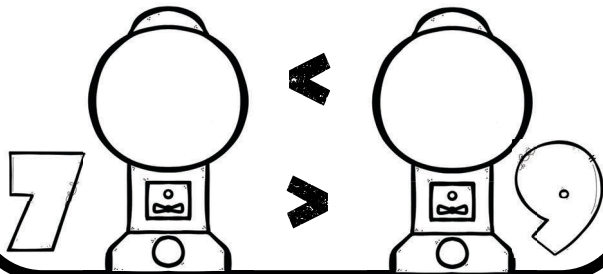
Fact Families

Shapes

Name: _____

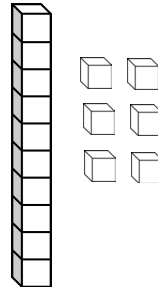
MORE or LESS

Draw the correct number of gum balls.
Color the machine that has more.



PLACE VALUE


Count how many tens sticks.
Count how many ones.



_____ tens _____ ones

FACT FAMILIES

Use the numbers shown to write fact families.

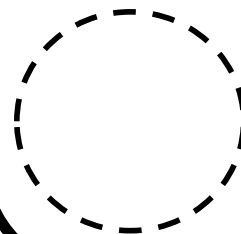
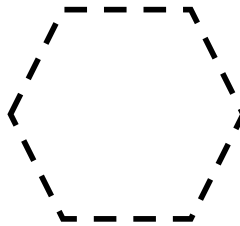


_____	+	_____	=	6
_____	+	_____	=	6
6	-	_____	=	_____
6	-	_____	=	_____

SHAPES


Trace it

Draw it



Language Arts

May



Level K • Day 3

Phonics

Reading

Writing

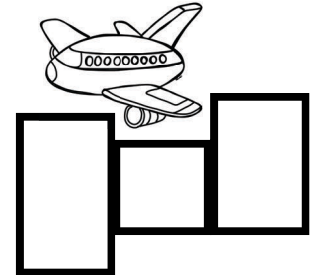


Name: _____

WORD FAMILIES

Write words that are in the same word family.



wet



READING



I took my pet to the vet.
The vet looked at my pet.
My pet dog's name is Sid.
Sid is sick. She gets a bone.

Color all of the -et words

grey

What did Sid get?

bath

bone

WRITING

Write 1-2 sentences using the picture word bank.

bath



food



water



collar



dog



cat



Primary Math

May



Level K • Day 4

More/Less

Place Value

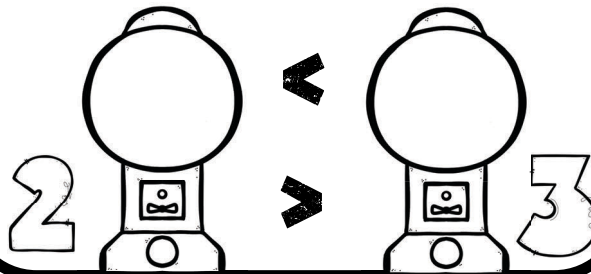
Fact Families

Shapes

Name: _____

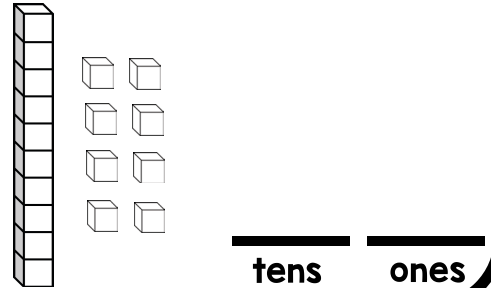
MORE or LESS

Draw the correct number of gum balls.
Color the machine that has more.




PLACE VALUE

Count how many tens sticks.
Count how many ones.



FACT FAMILIES

Use the numbers shown to write fact families.

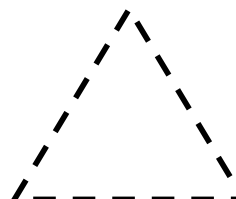
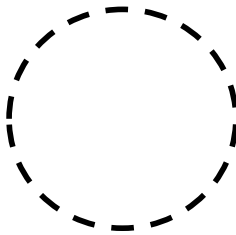
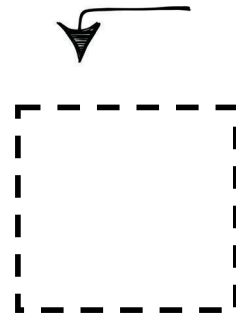


_____	+	_____	=	$\frac{9}{9}$
_____	+	_____	=	$\frac{9}{9}$
$\frac{9}{9}$	-	_____	=	_____
$\frac{9}{9}$	-	_____	=	_____

SHAPES


Trace it

Draw it



Language Arts

May



Level K • Day 4

Phonics

Reading

Writing

Name: _____

WORD FAMILIES

Write words that are in the same word family.



pit

Three empty boxes for writing words: [] [] []



Three empty boxes for writing words: [] [] []



Three empty boxes for writing words: [] [] []

READING



I just got a big hit!

I hit the ball to the fence.

Wow! Now I am tired.

I have to sit down and rest.

Color all of the -it words

yellow

She got a big _____.

hit

kit

WRITING

Write 1-2 sentences using the picture word bank.

soccer



coach



baseball



bat



mitt



Two sets of writing lines for sentences: a solid top line, a dashed middle line, and a solid bottom line.

Primary Math

May



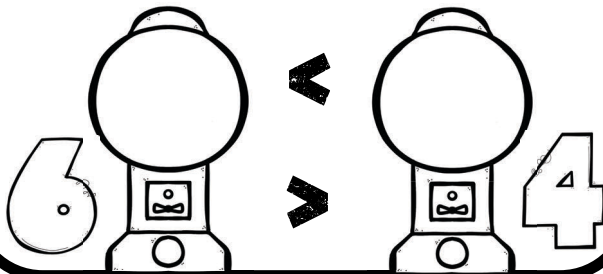
Level K • Day 5

- More/Less
- Place Value
- Fact Families
- Shapes

Name: _____

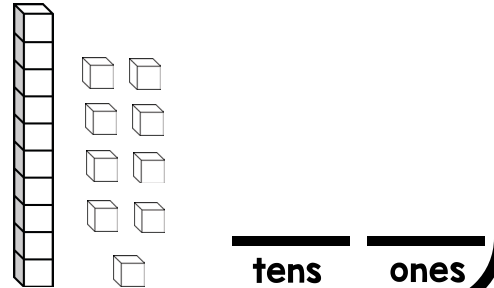
MORE or LESS

Draw the correct number of gum balls.
Color the machine that has more.




PLACE VALUE

Count how many tens sticks.
Count how many ones.



FACT FAMILIES

Use the numbers shown to write fact families.

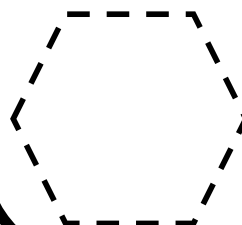



_____	+	_____	=	
_____	+	_____	=	
	-	_____	=	_____
	-	_____	=	_____

SHAPES


Trace it

Draw it



Language Arts

May



Level K • Day 5

Phonics


Reading

Writing

Name: _____

WORD FAMILIES

Write words that are in the same word family.



top



--	--	--



--	--	--



--	--	--

READING



I can hop on my bed!

I hopped on top of my bed.

Mom said to stop now.

Then I got off of my bed.



Color all of the -op words

pink

What did she hop on?

box

bed


WRITING

Write 1-2 sentences using the picture word bank.

sweep




laundry




clean



dishes



window



How To Use This



Print & Teach Pack

It is so nice to have students on a schedule and routine, so they know what to expect each day. This print and teach pack does just that!

These monthly packs create a routine that is easy to follow and there is almost no prep for you.

So many standards are covered each day in a spiraling format, so students do not constantly ask you for help and directions. They recognize the activities and the format every day. Once a week (every five days) a new standard is introduced that they may need assistance with, but then this stays the same for the entire week.

This builds their confidence and helps them master skills and standards quickly.

20 days
included
for
each
month


Day 1

May

My TASKS Today

Color the star when you complete each task.
Let's work hard and learn a lot today!


 Primary Math	 Language Arts	 Reading Journal
<input type="checkbox"/>	<input type="checkbox"/>	<input type="checkbox"/>
<input type="checkbox"/>	<input type="checkbox"/>	<input type="checkbox"/>





Both school and home activities are included. Cut out and glue which tasks you want your student to complete each day. You can also handwrite an activity in each box or simply leave them blank. This makes it easy to differentiate for students or if you homeschool.

Students color the star when they complete the assignment. They fill up their stars each day.

Structured,
standards based
activities every single day!
Teachers and students
love this routine.



Day
1



May

My TASKS Today

Color the star when you complete each task.
Let's work hard and learn a lot today!

Primary Math
May Level K • Day 1

MORE OR LESS Draw the correct number of gum balls. Color the machine that has more.

PLACE VALUE Count how many ten sticks. Count how many ones.

FACT FAMILIES Use the numbers shown to write fact families.

SHAPES Trace it. Draw it.

Language Arts
May Level K • Day 1

WORD FAMILIES Write words that are in the same word family.

READING The rat sat on the hat. The cat saw the rat. The rat ran away. The cat ran after the rat.

WRITING Write 1-2 sentences using the picture word bank.

My Daily Reading Journal
I read today for 20 minutes.

Title of book: _____

Did you like the book? Yes No



Author: _____

Illustrator: _____

Summary: _____

Plot Setting Characters

Day 1



I read today for 20 minutes

my Daily

Reading Journal


Title of book:

Did you like the book?

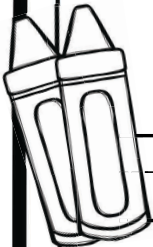


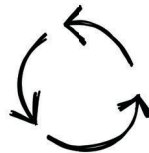
Large rounded rectangular box for drawing or writing.

Author:



Illustrator:






Plot



Setting





Characters

Summary:

Day
1

Day
2

May



My TASKS Today

Color the star when you complete each task.
Let's work hard and learn a lot today!

Primary Math
May Level K • Day 2

MORE or LESS Draw the correct number of gum balls. Color the machine that has more.

PLACE VALUE Count how many tens sticks. Count how many ones.

FACT FAMILIES Use the numbers shown to write fact families.

SHAPES Trace it! Draw it!

Language Arts
May Level K • Day 2

WORD FAMILIES Write words that are in the same word family.

READING I am ten years old today!
I got a new pen.
I love my new, red pen.
I can draw with my red pen.

Color all of the -en words (blue, yellow, red).

What color is his pen?

WRITING Write 1-2 sentences using the picture word bank.

My Daily Reading Journal
I read today for 20 minutes.

Title of book: _____


Did you like the book? thumbs up thumbs down

Author: _____

Illustrator: _____

Summary: _____

Plot Setting Characters



my Daily



Reading Journal


Title of book:

Did you like the book?

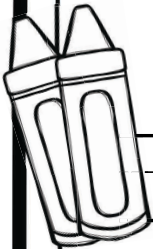


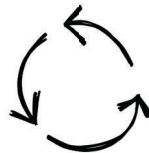
Large rounded rectangular box for drawing or writing.

Author:



Illustrator:






Plot



Setting





Characters

Summary:

Day
3

May



My TASKS Today

Color the star when you complete each task.
Let's work hard and learn a lot today!

Primary Math
May Level K • Day 3

MORE OR LESS Draw the correct number of gum balls. Color the machine that has more.

PLACE VALUE Count how many tens sticks. Count how many ones.

FACT FAMILIES Use the numbers shown to write fact families.

SHAPES Trace it! Draw it!

Language Arts
May Level K • Day 3

WORD FAMILIES Write words that are in the same word family.

READING I took my pet to the vet. The vet looked at my pet. My pet dog's name is Sid. Sid is sick. She gets a bone.

Color all of the -et words.

What did Sid get?

WRITING Write 1-2 sentences using the picture word bank.

My Daily Reading Journal
I read today for 20 minutes.

Title of book:

Did you like the book?



Author:

Illustrator:

Summary:

Plot Setting Characters

Day 3



my Daily



Reading Journal


Title of book:

Did you like the book?

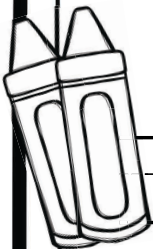


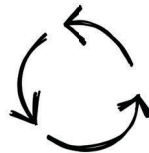
Large rounded rectangular box for drawing or writing.

Author:



Illustrator:





Plot



Setting





Characters

Summary:

Day
4

May



My TASKS Today

Color the star when you complete each task.
Let's work hard and learn a lot today!

Primary Math
May Level K • Day 4

MORE or LESS Draw the correct number of gum balls. Color the machine that has more.

PLACE VALUE Count how many tens sticks. Count how many ones.

FACT FAMILIES Use the numbers shown to write fact families.

SHAPES Trace it. Draw it.

Language Arts
May Level K • Day 4

WORD FAMILIES Write words that are in the same word family.

READING I just got a big hit!
I hit the ball to the fence.
Wow! Now I am tired.
I have to sit down and rest.
Color all of the -it words.

WRITING Write 1-2 sentences using the picture word bank.

My Daily Reading Journal
I read today for 20 minutes.



Title of book: _____

Did you like the book?
Author: _____

Illustrator: _____

Summary: _____

Plot Setting Characters



I read today for 20 minutes

my Daily

Reading Journal


Title of book:

Did you like the book?

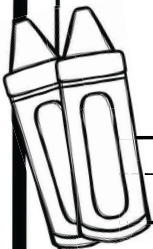


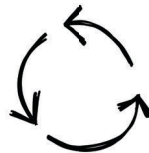
Large rounded rectangular box for drawing or writing.

Author:



Illustrator:





Plot



Setting





Characters

Summary:

Day
4

Day 5

May



My TASKS Today

Color the star when you complete each task.
Let's work hard and learn a lot today!

Primary Math
May Level K • Day 5

More or Less Draw the correct number of gum balls. Color the machine that has more.

Place Value Count how many tens sticks. Count how many ones.

Fact Families Use the numbers shown to write fact families.

Shapes Trace it. Draw it.



Language Arts
May Level K • Day 5

Word Families Write words that are in the same word family.

Reading I can hop on my bed. I hopped on top of my bed. Mom said to stop now. Then I got off of my bed. Color all of the -op words. What did she hop on?

Writing Write 1-2 sentences using the picture word bank.



My Daily Reading Journal
I read today for 20 minutes

Title of book: _____

Did you like the book? Yes No

Author: _____

Illustrator: _____

Summary: _____

Plot Setting Characters

Day 5



my Daily



Reading Journal


Title of book:

Did you like the book?

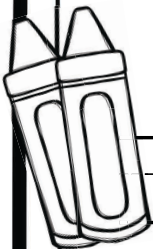


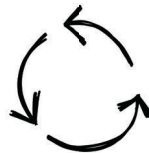
Large rounded rectangular box for drawing or writing.

Author:



Illustrator:






Plot




Setting



Characters

Summary:

Picture Key




rat




hat



bat



hen



men



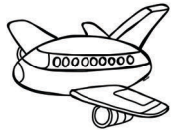
pen



vet



net



jet



hit



sit



kit



pop



mop




hop



rub




cub



tub




run

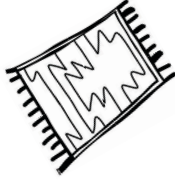


sun

Picture Key



bun



rug



bug



hug




bag




tag




rag



car



jar



far



fan



ran



van




mad



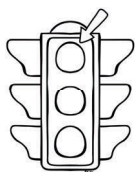
pad



sad




bed



red



wed



lip

Picture Key




zip



hip



dig



pig



wig