

# THANK YOU!

Thank you for your downloading this product!  
I hope you love this resource as much as we do.

Please contact me if you have any questions at all  
[michala@keepingmykiddobusy.com](mailto:michala@keepingmykiddobusy.com)

*I am always happy to help.*

Let's be friends! Click any of the buttons below.



# TERMS OF USE

♥ All pages in this resource are © Keeping My Kiddo Busy, LLC 2020

♥ This license is for individual use only. If you wish to share with another teacher, please direct them to my [store](#). If an entire school or district intends to use this resource, please purchase the appropriate license.

♥ It is strictly forbidden by the DMCA to sell or share this resource on any website. If you are a teacher, you may upload and share this resource with your students on your password protected virtual classroom.

[Away With The Pixels](#)

**TpT Keeping My Kinders Busy**  
[keepingmykiddobusy.com](http://keepingmykiddobusy.com)



Graphics and font thanks to:



# How To Use This

# Print & Teach Pack



It is so nice to have students on a schedule and routine so they know what to expect each day. This print and teach pack does just that!

These monthly packs create a routine that is easy to follow and there is almost no prep for you.

This work packet is set up to cover skills in a repetitive format. This way, children can be independent most of the time and do not constantly ask you for help and directions.

They recognize the activities and the format every day. Once a week (every five days or so) a new standard is introduced that they may need assistance with, but then this stays the same for many days in a row.

This builds their confidence and helps them master skills and standards quickly.



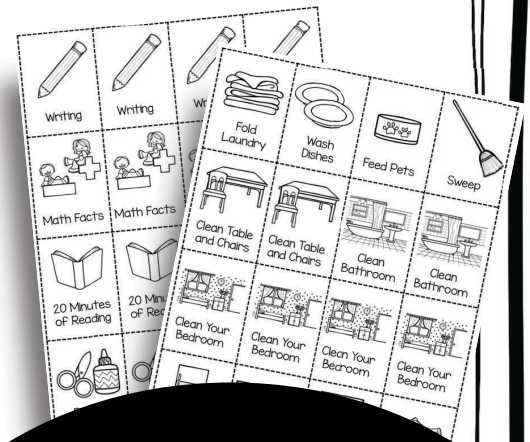
Day 1

# March

## My TASKS Today

Color the star when you complete each task.  
Let's work hard and learn a lot today!

Language Arts Reads Learn your big game	Primary Math Reads 2+3=5 6-1=5	My Daily Journal
★	★	★
★	★	★



Students color the star when they complete the assignment. They fill up their stars each day.




What about the empty boxes? Cut out and glue which additional tasks you want your student to complete each day. You can also handwrite an activity in each box or simply leave them blank. This makes it easy to differentiate for students or if you homeschool. Both school and home activities are included

This is our March pack for kindergarten.

The goal is to teach basic skills while building their confidence.

We start the year very simple with basic letter and number skills. Each month, the packs increase in difficulty as their skills progress.

Day  
1



# March



## My TASKS Today

Color the star when you complete each task.  
Let's work hard and learn a lot today!

**Language Arts**  
March Level K • Day 1

**PHONICS** Reading Sight Words

**MYSTERY WORD** Name: \_\_\_\_\_  
Write the sound for each picture on the line to spell the word.

What did you spell? Color the correct picture.

**READING** Color the picture that matches the sentence.  
Sam won the big game.

**SIGHT WORDS**

Read it: over over

Trace it:

Spell it: under



**Primary Math**  
March Level K • Day 1

**NUMBERS** Write the missing numbers.

\_\_\_\_\_ 4 \_\_\_\_\_

0 1 2 3 4 5 6 7 8 9 10

**MAKING 10** How many more dots to make 10?

$9 + \_\_ = 10$

**COUNTING** Count the objects. Write the number in the correct box.

$2 + 3 = \_\_$

**ADDITION** Solve the addition problems.

+ = \_\_\_\_\_

+ = \_\_\_\_\_



**My Daily Journal** I read today for 20 minutes


This is how I write my name: \_\_\_\_\_

Title of the book I read today: \_\_\_\_\_

Draw a picture of the book you read today.

Draw a picture of how you were helpful today.

Day 1





# Language Arts

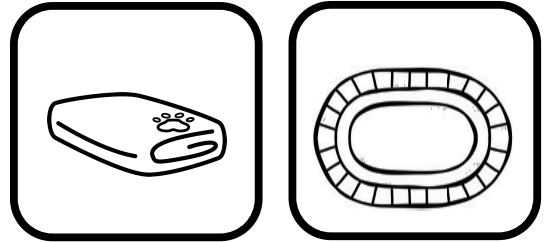

Phonics  
Reading  
Sight Words

## March Level K • Day 1

Name: \_\_\_\_\_

### MYSTERY WORD


Write the sound for each picture on the line to spell the word.



What did you spell?  
Color the correct picture.

### READING

Color the picture that matches the sentence.



Sam won the big game.

### SIGHT WORDS



\_\_\_\_\_

over

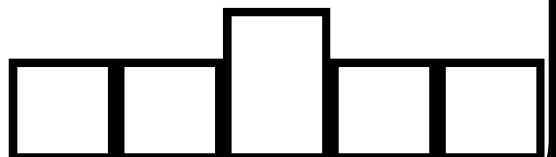


Read it.  
Trace it.  
Spell it.



\_\_\_\_\_

under





# Primary Math

## March



Level K • Day 1


Numbers  
Counting  
Addition  
Data

Name: \_\_\_\_\_

### NUMBERS


Write the missing numbers.

\_\_\_\_\_ 4 \_\_\_\_\_



### MAKING 10


How many more dots to make 10?



$$9 + \underline{\quad} = 10$$

### COUNTING

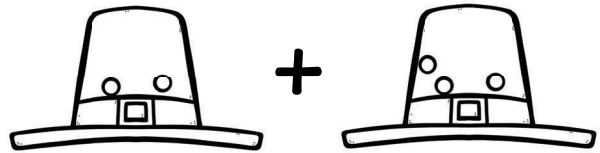
Count the objects.  
Write the number in the correct box.




	<input type="text"/>		<input type="text"/>
	<input type="text"/>		<input type="text"/>

### ADDITION

Solve the addition problems.



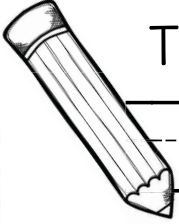
$$2 + 3 = \underline{\quad}$$



$$6 + 4 = \underline{\quad}$$

I read today for 20 minutes

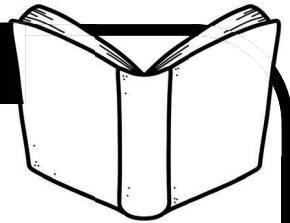
# my Daily Journal




This is how I write my name:

Title of the book I read today:

Draw a picture of the book you read today.




Draw a picture of how you were helpful today.



Day  
1

Day  
2






# March







## My TASKS Today

Color the star when you complete each task.  
Let's work hard and learn a lot today!

**Language Arts**  
*March* Level K • Day 2


**MYSTERY WORD** Name: \_\_\_\_\_  
Write the sound for each picture on the line to spell the word.  
\_\_\_\_\_  
    
What did you see?  
Color the correct picture.

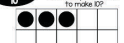
**READING**  
Color the picture that matches the sentence.  
He can jump up and down.  
 


**SIGHT WORDS**  
with with   
Read it: Trace it: Spell it:  
pass pass 




**Primary Math**  
*March* Level K • Day 2

**NUMBERS** Name: \_\_\_\_\_  
Write the missing numbers.  
\_\_\_\_ 7 \_\_\_\_  


**MAKING 10** How many more dots to make 10?  
  
 $3 + \_\_ = 10$

**COUNTING** Count the objects. Write the number in the correct box.  



**ADDITION** Solve the addition problem.  
 $2 + 5 = \_\_$   
  
 $3 + 1 = \_\_$




**My Daily Journal** I read today for 20 minutes


This is how I write my name: \_\_\_\_\_

Title of the book I read today: \_\_\_\_\_

Draw a picture of the book you read today. 

Draw a picture of how you were helpful today. 

Day 2





# Language Arts

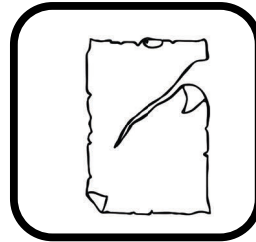
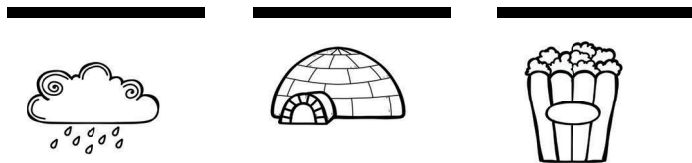
Phonics  
Reading  
Sight Words

## March Level K • Day 2

Name: \_\_\_\_\_

### MYSTERY WORD



Write the sound for each picture on the line to spell the word.



What did you spell?  
Color the correct picture.

### READING

Color the picture that matches the sentence.



He can jump up and down.

### SIGHT WORDS

Read it.  
Trace it.  
Spell it.



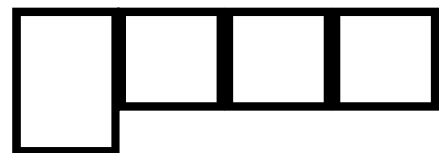
\_\_\_\_\_

with



\_\_\_\_\_

pass



# Primary Math

## March



Level K • Day 2

Numbers  
Counting  
Addition  
Data




Name: \_\_\_\_\_

### NUMBERS

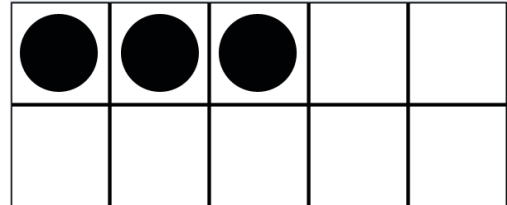
Write the missing numbers.

\_\_\_\_\_ 7 \_\_\_\_\_



### MAKING 10


How many more dots to make 10?



$$3 + \underline{\quad} = 10$$

### COUNTING

Count the objects.  
Write the number in the correct box.




### ADDITION





Solve the addition problems.



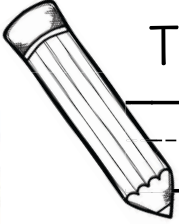
$$2 + 5 = \underline{\quad}$$



$$3 + 1 = \underline{\quad}$$

	<input type="text"/>		<input type="text"/>
	<input type="text"/>		<input type="text"/>

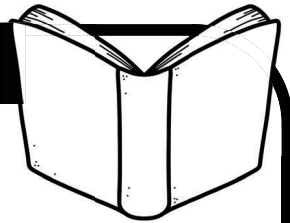
# my Daily Journal




This is how I write my name:

Title of the book I read today:

Draw a picture of the book you read today.



Draw a picture of how you were helpful today.



Day  
2



Day  
3

# March

## My TASKS Today

Color the star when you complete each task.  
Let's work hard and learn a lot today!

**Language Arts**  
*March* Level K • Day 3

**MYSTERY WORD** Name: \_\_\_\_\_  
Write the sound for each picture on the line to spell the word.

What did you see?  
Color the correct picture.

**READING**  
Color the picture that matches the sentence.  
He sits on the pot.

**SIGHT WORDS**  
Read it: over    over         
Trace it: under    under         
Spell it: under   

**Primary Math**  
*March* Level K • Day 3

**NUMBERS** Name: \_\_\_\_\_  
Write the missing numbers.

**MAKING 10** How many more dots to make 10?  
 $7 + \underline{\quad} = 10$

**COUNTING** Count the objects. Write the number in the correct box.

**ADDITION** Solve the addition problem.

$5 + 5 = \underline{\quad}$

$8 + 2 = \underline{\quad}$

I read today for 20 minutes

**My Daily Journal**

This is how I write my name: \_\_\_\_\_

Title of the book I read today: \_\_\_\_\_

Draw a picture of the book you read today.

Draw a picture of how you were helpful today.

Day 3

# Language Arts



Phonics  
Reading  
Sight Words

## March Level K • Day 3

Name: \_\_\_\_\_

### MYSTERY WORD



Write the sound for each picture on the line to spell the word.



What did you spell?  
Color the correct picture.

### READING

Color the picture that matches the sentence.



He sits on the pot.

### SIGHT WORDS

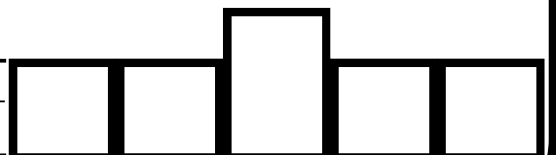
Read it.  
Trace it.  
Spell it.



over



under



# Primary Math

## March



Level K • Day 31

Numbers  
Counting  
Addition  
Data




Name: \_\_\_\_\_

### NUMBERS


Write the missing numbers.

\_\_\_ 2 \_\_\_



### MAKING 10


How many more dots to make 10?



$$7 + \underline{\quad} = 10$$

### COUNTING


Count the objects.  
Write the number in the correct box.




	<input type="text"/>		<input type="text"/>
	<input type="text"/>		<input type="text"/>

### ADDITION

Solve the addition problems.



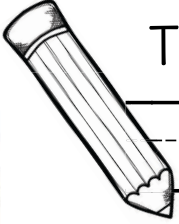
$$5 + 5 = \underline{\quad}$$



$$8 + 2 = \underline{\quad}$$



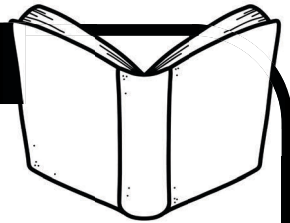
# my Daily Journal




This is how I write my name:

Title of the book I read today:

Draw a picture of the book you read today.



Draw a picture of how you were helpful today.



Day  
3

Day  
4

# March

## My TASKS Today

Color the star when you complete each task.  
Let's work hard and learn a lot today!

**Language Arts**  
*March* Level K • Day 4

**Phonics**  
Reading Sight Words

**MYSTERY WORD**  
Name: \_\_\_\_\_  
Write the sound for each picture on the line to spell the word.  
\_\_\_\_\_  
\_\_\_\_\_  
\_\_\_\_\_  
What did you spell?  
Color the correct picture.

**READING**  
Color the picture that matches the sentence.  
Tom takes a nap.

**SIGHT WORDS**  
Read it: first first  
Trace it: first first  
Spell it: first first  
Read it: next next  
Trace it: next next  
Spell it: next next

**Primary Math**  
*March* Level K • Day 4

**Numbers**  
Counting Addition Subtraction Data

**NUMBERS**  
Write the missing numbers.  
\_\_\_\_ 5 \_\_\_\_  
0 1 2 3 4 5 6 7 8 9 10

**MAKING 10**  
How many more dots to make 10?  
6 • \_\_\_\_ = 10

**COUNTING**  
Count the objects. Write the number in the correct box.

**ADDITION**  
Solve the addition problem.  
 $0 + 7 = \underline{\quad}$   
 $8 + 2 = \underline{\quad}$

I need today for 20 minutes

**My Daily Journal**

This is how I write my name \_\_\_\_\_

Title of the book I read today \_\_\_\_\_

Draw a picture of the book you read today.

Draw a picture of how you were helpful today.

Day 4

# Language Arts



Phonics  
Reading  
Sight Words

## March Level K • Day 4

Name: \_\_\_\_\_

### MYSTERY WORD



Write the sound for each picture on the line to spell the word.



What did you spell?  
Color the correct picture.

### READING

Color the picture that matches the sentence.



Tom takes a nap.

### SIGHT WORDS

first

first



Read it.  
Trace it.  
Spell it.

next

next





# Primary Math

## March Level K • Day 4


Numbers  
Counting  
Addition  
Data

Name: \_\_\_\_\_

### NUMBERS


Write the missing numbers.

\_\_\_\_\_ 5 \_\_\_\_\_



### MAKING 10


How many more dots to make 10?


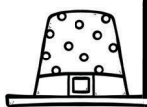




$$6 + \underline{\quad} = 10$$

### COUNTING

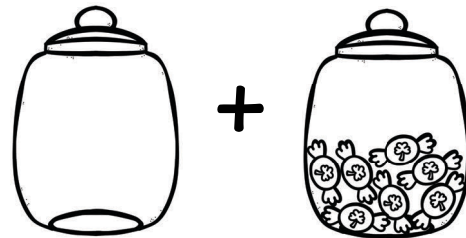
Count the objects.  
Write the number in the correct box.



	<input type="text"/>		<input type="text"/>
	<input type="text"/>		<input type="text"/>

### ADDITION

Solve the addition problems.

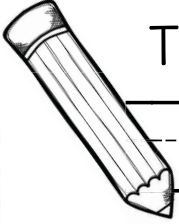


$$0 + 7 = \underline{\quad}$$



$$8 + 2 = \underline{\quad}$$

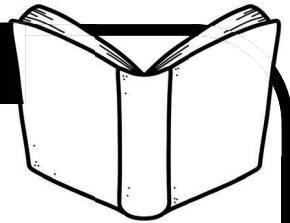
# my Daily Journal




This is how I write my name:

Title of the book I read today:

Draw a picture of the book you read today.




Draw a picture of how you were helpful today.



Day  
4

Day  
5



# March



## My TASKS Today

Color the star when you complete each task.  
Let's work hard and learn a lot today!

**Language Arts** Phonics Reading Sight words

*March* Level K • Day 5

Name: \_\_\_\_\_

**MYSTERY WORD** Write the sound for each picture on the line to spell the word.

\_\_\_\_\_

What did you see?  
Color the correct picture.

**READING** Color the picture that matches the sentence.

He goes down the slide.

**SIGHT WORDS**

does does

Read it:

ever ever

Spell it:



**Primary Math** Numbers Counting Addition Subtraction

*March* Level K • Day 5

Name: \_\_\_\_\_

**NUMBERS** Write the missing numbers.

\_\_\_\_\_ | \_\_\_\_\_

0 1 2 3 4 5 6 7 8 9 10

**MAKING 10** How many more dots to make 10?

5 •  = 10

**COUNTING** Count the objects. Write the number in the correct box.

**ADDITION** Solve the addition problem.

$2 + 4 = \underline{\quad}$

+

$1 + 9 = \underline{\quad}$

+



I need today for 20 minutes

*My Daily Journal*


This is how I write my name: \_\_\_\_\_

Title of the book I read today: \_\_\_\_\_

Draw a picture of the book you read today.

Draw a picture of how you were helpful today.

Day 5



# Language Arts



Phonics  
Reading  
Sight Words

## March Level K • Day 5

Name: \_\_\_\_\_

### MYSTERY WORD



Write the sound for each picture on the line to spell the word.



What did you spell?  
Color the correct picture.

### READING

Color the picture that matches the sentence.



He goes down the slide.

### SIGHT WORDS



\_\_\_\_\_

does

\_\_\_\_\_



Read it.  
Trace it.  
Spell it.



\_\_\_\_\_

ever

\_\_\_\_\_





# Primary Math

## March




Level K • Day 5

Numbers  
Counting  
Addition  
Data

Name: \_\_\_\_\_

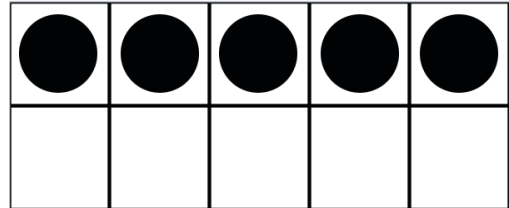
### NUMBERS

Write the missing numbers.



### MAKING 10


How many more dots to make 10?



$$5 + \underline{\quad} = 10$$

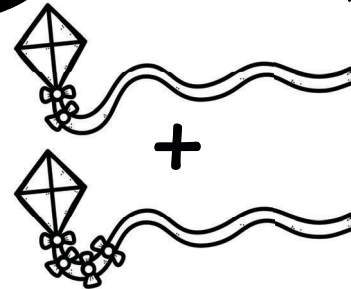
### COUNTING

Count the objects.  
Write the number in the correct box.

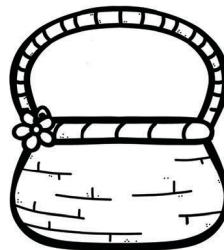


### ADDITION


Solve the addition problems.



$$2 + 4 = \underline{\quad}$$

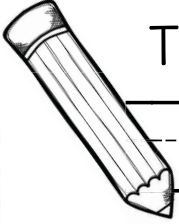


+



$$1 + 9 = \underline{\quad}$$

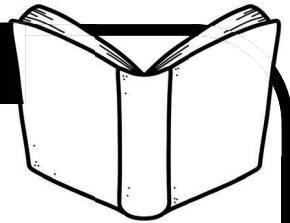
# my Daily Journal




This is how I write my name:

Title of the book I read today:

Draw a picture of the book you read today.



Draw a picture of how you were helpful today.



Day  
5