

# THANK YOU!

Thank you for your downloading this product!  
I hope you love this resource as much as we do.

Please contact me if you have any questions at all  
[michala@keepingmykiddobusy.com](mailto:michala@keepingmykiddobusy.com)

*I am always happy to help.*

Let's be friends! Click any of the buttons below.



# TERMS OF USE

♥ All pages in this resource are © Keeping My Kiddo Busy, LLC 2020

♥ This license is for individual use only. If you wish to share with another teacher, please direct them to my [store](#). If an entire school or district intends to use this resource, please purchase the appropriate license.

♥ It is strictly forbidden by the DMCA to sell or share this resource on any website. If you are a teacher, you may upload and share this resource with your students on your password protected virtual classroom.

[Away With The Pixels](#)

**TpT Keeping My Kinders Busy**  
[keepingmykiddobusy.com](http://keepingmykiddobusy.com)



Graphics and font thanks to:




# How To Use This Print & Teach Pack

To use for morning work, bell ringers, daily warm up or review, simply print the activities (front to back or individually).

**Language Arts** Phonics Reading Writing  
*March* Level K • Day 5  
Name: \_\_\_\_\_  
**PHONICS** Write the missing letters.  
r n d  
**READING** This is my dog Rex.  
Rex likes to go to the park.  
He likes to run and play.  
Rex is a good dog.  
What is the dog's name?  Rock  Rex  
Is Rex a good dog?  yes  no  
**WRITING** We have a ptonic.

**Primary Math** Teen numbers Number lines Addition Making 10  
*March* Level K • Day 5  
Name: \_\_\_\_\_  
**NUMBERS** Write the missing numbers.  
15  
11 12 13 14 15 16 17 18 19 20  
**SHAPES** Draw the shape on your own.  
**TEEN NUMBERS** Draw the ones cubes to make the target number.  
20  
**ADDITION** Solve the addition problems.  
 $6 + 3 =$  \_\_\_\_\_  
 $8 + 2 =$  \_\_\_\_\_



Daily **Language Arts**

Daily **Math**

Classroom ✿ Homeschool ✿ Virtual Teaching



Daily Warm Ups / Review




Bell Ringers



Small group instruction



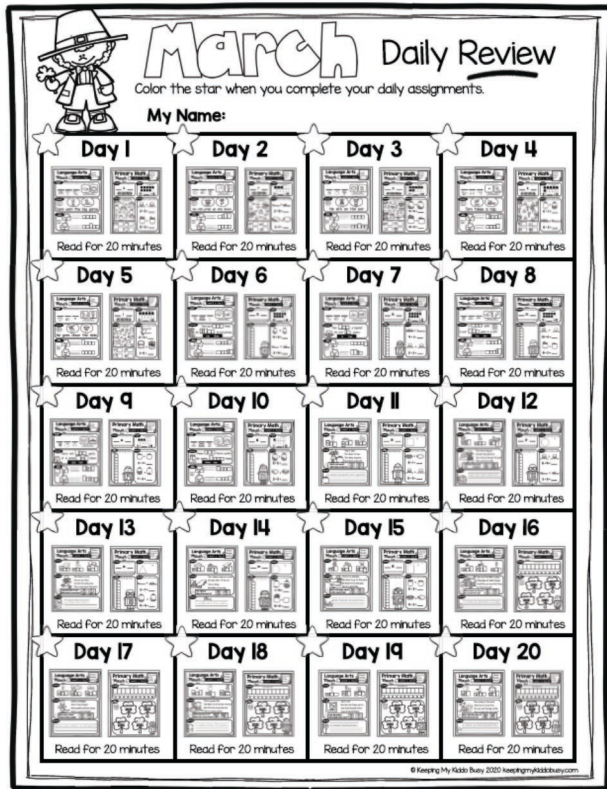

Homework



Continued...



# Print & Teach Pack



**NEW UPDATE!**

I now offer the option to have an assignment checklist on one page! This will save you paper if you do not wish to print the My Tasks Today cover pages and reading journals.

This makes creating distance learning, classroom review or homeschooling packets a breeze!

Just print the math and language arts activity pages front to back.




It is so nice to have students on a schedule and routine so they know what to expect each day. This print and teach pack does just that!

These monthly packs create a routine that is easy to follow and there is almost no prep for you.

This work packet is set up to cover skills in a repetitive format. This way, children can be independent most of the time and do not constantly ask you for help and directions.

They recognize the activities and the format every day. Once a week (every five days or so) a new standard is introduced that they may need assistance with, but then this stays the same for many days in a row.

This builds their confidence and helps them master skills and standards quickly.



# March

# Daily Review

Color the star when you complete your daily assignments.

My Name: \_\_\_\_\_

Day 1

**Language Arts**  
March 1

Sam won the big game.

\_\_\_\_\_

**Primary Math**  
March 1

2 + 3 = \_\_\_\_\_

6 + 4 = \_\_\_\_\_

Read for 20 minutes

Day 2

**Language Arts**  
March 2

He can jump up and down.

\_\_\_\_\_

**Primary Math**  
March 2

7 + 3 = \_\_\_\_\_

5 + 5 = \_\_\_\_\_

3 + 1 = \_\_\_\_\_

Read for 20 minutes

Day 3

**Language Arts**  
March 3

He sits on the pot.

\_\_\_\_\_

**Primary Math**  
March 3

2 + 2 = \_\_\_\_\_

6 + 5 = \_\_\_\_\_

8 + 2 = \_\_\_\_\_

Read for 20 minutes

Day 4

**Language Arts**  
March 4

Tom takes a nap.

\_\_\_\_\_

**Primary Math**  
March 4

5 + 3 = \_\_\_\_\_

9 + 7 = \_\_\_\_\_

8 + 2 = \_\_\_\_\_

Read for 20 minutes

Day 5

**Language Arts**  
March 5

He goes down the slide.

\_\_\_\_\_

**Primary Math**  
March 5

1 + 1 = \_\_\_\_\_

2 + 6 = \_\_\_\_\_

1 + 9 = \_\_\_\_\_

Read for 20 minutes

Day 6

**Language Arts**  
March 6

Tom can \_\_\_\_\_ fast.

\_\_\_\_\_

**Primary Math**  
March 6

12 + 2 = \_\_\_\_\_

5 + 9 = \_\_\_\_\_

3 + 6 = \_\_\_\_\_

Read for 20 minutes

Day 7

**Language Arts**  
March 7

Tom has a big hat.

\_\_\_\_\_

**Primary Math**  
March 7

13 + 2 = \_\_\_\_\_

4 + 1 = \_\_\_\_\_

2 + 3 = \_\_\_\_\_

Read for 20 minutes

Day 8

**Language Arts**  
March 8

I put \_\_\_\_\_ gold in a pot.

\_\_\_\_\_

**Primary Math**  
March 8

13 + 1 = \_\_\_\_\_

10 + 0 = \_\_\_\_\_

8 + 2 = \_\_\_\_\_

Read for 20 minutes

Day 9

**Language Arts**  
March 9

\_\_\_\_\_ and \_\_\_\_\_

\_\_\_\_\_

**Primary Math**  
March 9

14 + 2 = \_\_\_\_\_

2 + 1 = \_\_\_\_\_

7 + 2 = \_\_\_\_\_

Read for 20 minutes

Day 10

**Language Arts**  
March 10

\_\_\_\_\_ forms paths.

\_\_\_\_\_

**Primary Math**  
March 10

15 + 1 = \_\_\_\_\_

6 + 5 = \_\_\_\_\_

2 + 6 = \_\_\_\_\_

Read for 20 minutes

Day 11

**Language Arts**  
March 11

\_\_\_\_\_

\_\_\_\_\_

**Primary Math**  
March 11

16 + 1 = \_\_\_\_\_

8 + 1 = \_\_\_\_\_

6 + 0 = \_\_\_\_\_

Read for 20 minutes

Day 12

**Language Arts**  
March 12

Tom has a big pot.

\_\_\_\_\_

**Primary Math**  
March 12

17 + 1 = \_\_\_\_\_

6 + 4 = \_\_\_\_\_

3 + 5 = \_\_\_\_\_

Read for 20 minutes

Day 13

**Language Arts**  
March 13

\_\_\_\_\_

\_\_\_\_\_

**Primary Math**  
March 13

18 + 1 = \_\_\_\_\_

2 + 7 = \_\_\_\_\_

4 + 4 = \_\_\_\_\_

Read for 20 minutes

Day 14

**Language Arts**  
March 14

Tom likes to go to the \_\_\_\_\_.

\_\_\_\_\_

**Primary Math**  
March 14

19 + 1 = \_\_\_\_\_

1 + 4 = \_\_\_\_\_

6 + 0 = \_\_\_\_\_

Read for 20 minutes

Day 15

**Language Arts**  
March 15

\_\_\_\_\_

\_\_\_\_\_

**Primary Math**  
March 15

20 + 1 = \_\_\_\_\_

6 + 3 = \_\_\_\_\_

8 + 2 = \_\_\_\_\_

Read for 20 minutes

Day 16

**Language Arts**  
March 16

\_\_\_\_\_

\_\_\_\_\_

**Primary Math**  
March 16

\_\_\_\_\_

\_\_\_\_\_

Read for 20 minutes

Day 17

**Language Arts**  
March 17

\_\_\_\_\_

\_\_\_\_\_

**Primary Math**  
March 17

\_\_\_\_\_

\_\_\_\_\_

Read for 20 minutes

Day 18

**Language Arts**  
March 18

\_\_\_\_\_

\_\_\_\_\_

**Primary Math**  
March 18

\_\_\_\_\_

\_\_\_\_\_

Read for 20 minutes

Day 19

**Language Arts**  
March 19

\_\_\_\_\_

\_\_\_\_\_

**Primary Math**  
March 19

\_\_\_\_\_

\_\_\_\_\_

Read for 20 minutes

Day 20

**Language Arts**  
March 20

\_\_\_\_\_

\_\_\_\_\_

**Primary Math**  
March 20

\_\_\_\_\_

\_\_\_\_\_

Read for 20 minutes

# Language Arts

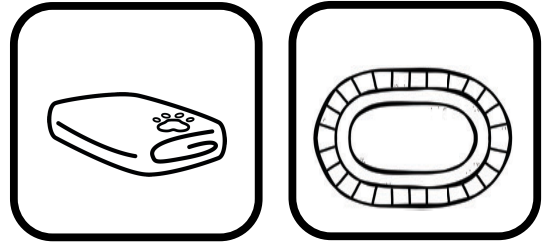

Phonics  
Reading  
Sight Words

## March Level K • Day 1

Name: \_\_\_\_\_

### MYSTERY WORD


Write the sound for each picture on the line to spell the word.



What did you spell?  
Color the correct picture.

### READING

Color the picture that matches the sentence.



Sam won the big game.


### SIGHT WORDS

Read it.  
Trace it.  
Spell it.



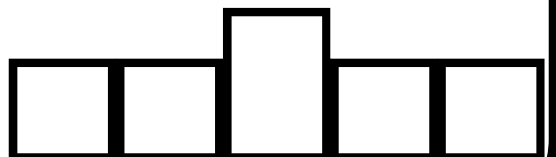
\_\_\_\_\_

over



\_\_\_\_\_

under



# Primary Math

## March



Level K • Day 1


Numbers  
Counting  
Addition  
Data

Name: \_\_\_\_\_

### NUMBERS


Write the missing numbers.

\_\_\_\_\_ 4 \_\_\_\_\_



### MAKING 10


How many more dots to make 10?



$$9 + \underline{\quad} = 10$$

### COUNTING

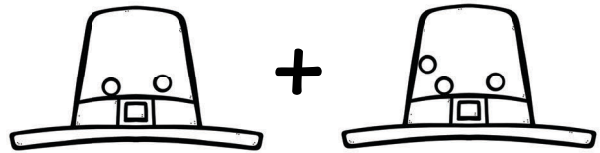
Count the objects.  
Write the number in the correct box.




	<input type="text"/>		<input type="text"/>
	<input type="text"/>		<input type="text"/>

### ADDITION

Solve the addition problems.



$$2 + 3 = \underline{\quad}$$



$$6 + 4 = \underline{\quad}$$

# Language Arts

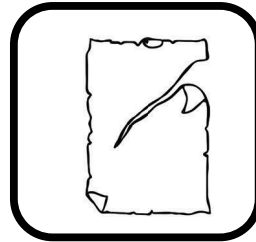
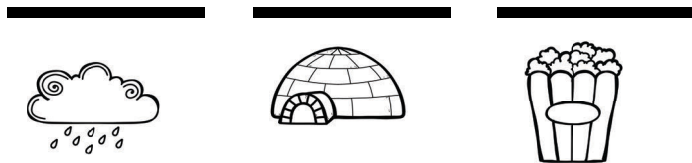
Phonics  
Reading  
Sight Words

## March Level K • Day 2

Name: \_\_\_\_\_

### MYSTERY WORD



Write the sound for each picture on the line to spell the word.



What did you spell?  
Color the correct picture.

### READING

Color the picture that matches the sentence.



He can jump up and down.

### SIGHT WORDS

Read it.  
Trace it.  
Spell it.



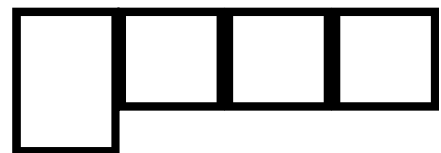
\_\_\_\_\_

with



\_\_\_\_\_

pass







# Language Arts



Phonics  
Reading  
Sight Words

## March Level K • Day 3

Name: \_\_\_\_\_

### MYSTERY WORD



Write the sound for each picture on the line to spell the word.



What did you spell?  
Color the correct picture.

### READING

Color the picture that matches the sentence.



He sits on the pot.

### SIGHT WORDS

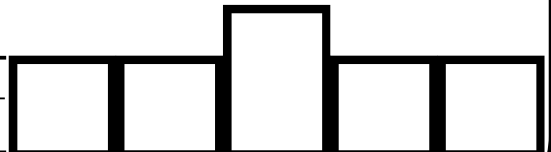
Read it.  
Trace it.  
Spell it.



over



under



# Primary Math

## March



Level K • Day 31


Numbers  
Counting  
Addition  
Data

Name: \_\_\_\_\_

### NUMBERS


Write the missing numbers.

\_\_\_ 2 \_\_\_



### MAKING 10


How many more dots to make 10?



$$7 + \underline{\quad} = 10$$

### COUNTING

Count the objects.  
Write the number in the correct box.



### ADDITION


Solve the addition problems.



+



$$5 + 5 = \underline{\quad}$$



+



$$8 + 2 = \underline{\quad}$$

# Language Arts



Phonics  
Reading  
Sight Words

## March Level K • Day 4

Name: \_\_\_\_\_

### MYSTERY WORD



Write the sound for each picture on the line to spell the word.



What did you spell?  
Color the correct picture.

### READING

Color the picture that matches the sentence.



Tom takes a nap.

### SIGHT WORDS

Read it.  
Trace it.  
Spell it.



first



next



# Primary Math

March  Level K • Day 4


Numbers  
Counting  
Addition  
Data

Name: \_\_\_\_\_

## NUMBERS


Write the missing numbers.

\_\_\_\_\_ 5 \_\_\_\_\_



## MAKING 10


How many more dots to make 10?


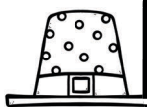




$$6 + \underline{\quad} = 10$$

## COUNTING

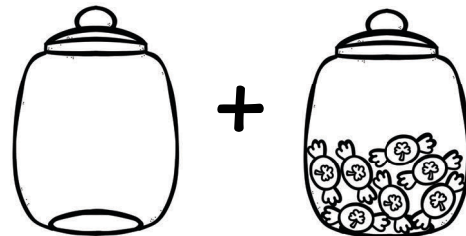
Count the objects.  
Write the number in the correct box.



	<input type="text"/>		<input type="text"/>
	<input type="text"/>		<input type="text"/>

## ADDITION

Solve the addition problems.



$$0 + 7 = \underline{\quad}$$



$$8 + 2 = \underline{\quad}$$

# Language Arts



Phonics  
Reading  
Sight Words

## March Level K • Day 5

Name: \_\_\_\_\_

### MYSTERY WORD



Write the sound for each picture on the line to spell the word.



What did you spell?  
Color the correct picture.

### READING

Color the picture that matches the sentence.



He goes down the slide.

### SIGHT WORDS

Read it.  
Trace it.  
Spell it.



\_\_\_\_\_

does



\_\_\_\_\_

ever



# Primary Math

## March



Level K


Day 5

Numbers  
Counting  
Addition  
Data

Name: \_\_\_\_\_

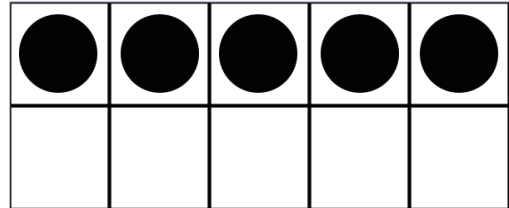
### NUMBERS

Write the missing numbers.



### MAKING 10


How many more dots to make 10?



$$5 + \underline{\quad} = 10$$

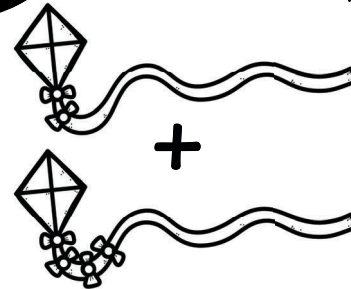
### COUNTING

Count the objects.  
Write the number in the correct box.

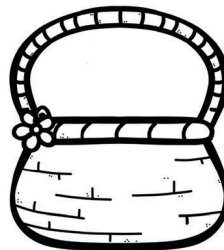


### ADDITION


Solve the addition problems.



$$2 + 4 = \underline{\quad}$$



+



$$1 + 9 = \underline{\quad}$$

# How To Use This Print & Teach Pack



It is so nice to have students on a schedule and routine so they know what to expect each day. This print and teach pack does just that!

These monthly packs create a routine that is easy to follow and there is almost no prep for you.

This work packet is set up to cover skills in a repetitive format. This way, children can be independent most of the time and do not constantly ask you for help and directions.

They recognize the activities and the format every day. Once a week (every five days or so) a new standard is introduced that they may need assistance with, but then this stays the same for many days in a row.

This builds their confidence and helps them master skills and standards quickly.



Day 1

## March

### My TASKS Today

Color the star when you complete each task.  
Let's work hard and learn a lot today!

Language Arts March	Primary Math March	My Daily Journal
★	★	★
★	★	★



Students color the star when they complete the assignment. They fill up their stars each day.




What about the empty boxes? Cut out and glue which additional tasks you want your student to complete each day. You can also handwrite an activity in each box or simply leave them blank. This makes it easy to differentiate for students or if you homeschool. Both school and home activities are included.

This is our March pack for kindergarten.

The goal is to teach basic skills while building their confidence.

We start the year very simple with basic letter and number skills. Each month, the packs increase in difficulty as their skills progress.

Day  
1



# March



## My TASKS Today

Color the star when you complete each task.  
Let's work hard and learn a lot today!

**Language Arts**  
March Level K • Day 1

**Phonics:** Reading Sight Words

**MYSTERY WORD**  
Name: \_\_\_\_\_  
Write the sound for each picture on the line to spell the word.

What did you spell? Color the correct picture.

**READING**  
Color the picture that matches the sentence.

Sam won the big game.

**SIGHT WORDS**

Read it: over over

Trace it:

Spell it: under



**Primary Math**  
March Level K • Day 1

**Numbers:** Counting Addition Subtraction

**NUMBERS**  
Name: \_\_\_\_\_  
Write the missing numbers.

**MAKING 10**  
How many more dots to make 10?

$9 + \_\_ = 10$

**COUNTING**  
Count the objects. Write the number in the correct box.

**ADDITION**  
Solve the addition problems.

$2 + 3 = \_\_$

$6 + 4 = \_\_$



**my Daily Journal**  
I read today for 20 minutes


This is how I write my name: \_\_\_\_\_

Title of the book I read today: \_\_\_\_\_

Draw a picture of the book you read today.

Draw a picture of how you were helpful today.

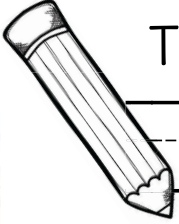
Day 1





I read today for 20 minutes

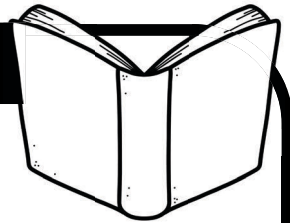
# my Daily Journal




This is how I write my name:

Title of the book I read today:

Draw a picture of the book you read today.




Draw a picture of how you were helpful today.



Day  
1

Day  
2



# March



## My TASKS Today

Color the star when you complete each task.  
Let's work hard and learn a lot today!

**Language Arts**  
*March* Level K • Day 2

**MYSTERY WORD** Name: \_\_\_\_\_  
Write the sound for each picture on the line to spell the word.  
[cloud] [umbrella] [ice cream cone] [person jumping]

**READING**  
Color the picture that matches the sentence.  
He can jump up and down.  
[person jumping] [person sitting]

**SIGHT WORDS**  
with with [ ] [ ]  
Read it: Trace it: Spell it:  
pass pass [ ] [ ]



**Primary Math**  
*March* Level K • Day 2

**NUMBERS** Write the missing numbers.  
7  
0 1 2 3 4 5 6 7 8 9 10

**MAKING 10** How many more dots to make 10?  
3 • \_\_\_\_\_ = 10

**COUNTING** Count the objects. Write the number in the correct box.  
[chairs] [chairs] [chairs] [chairs]

**ADDITION** Solve the addition problem.  
2 + 5 = \_\_\_\_\_  
[plates] + [plates] = \_\_\_\_\_  
3 + 1 = \_\_\_\_\_



**My Daily Journal** I read today for 20 minutes


This is how I write my name: \_\_\_\_\_

Title of the book I read today: \_\_\_\_\_

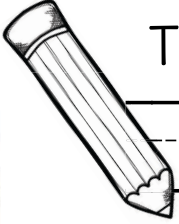
Draw a picture of the book you read today. [book icon]

Draw a picture of how you were helpful today. [heart icon]

Day 2



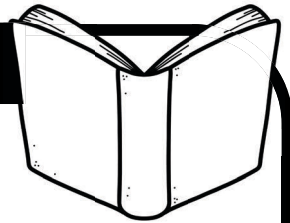
# my Daily Journal




This is how I write my name:

Title of the book I read today:

Draw a picture of the book you read today.



Draw a picture of how you were helpful today.



Day  
2

Day  
3

# March

## My TASKS Today

Color the star when you complete each task.  
Let's work hard and learn a lot today!

**Language Arts**  
March Level K • Day 3

**MYSTERY WORD**  
Name: \_\_\_\_\_  
Write the sound for each picture on the line to spell the word.

What did you see?  
Color the correct picture.

**READING**  
Color the picture that matches the sentence.  
He sits on the pot.

**SIGHT WORDS**  
Read it: over    over         
Trace it: under    under         
Spell it:

**Primary Math**  
March Level K • Day 3

**NUMBERS**  
Write the missing numbers.  
2  
0 1 2 3 4 5 6 7 8 9 10

**MAKING 10**  
How many more dots to make 10?  
 $7 + \underline{\quad} = 10$

**COUNTING**  
Count the objects. Write the number in the correct box.

**ADDITION**  
Solve the addition problem.  
 $5 + 5 = \underline{\quad}$   
 $8 + 2 = \underline{\quad}$

I read today for 20 minutes

**My Daily Journal**




This is how I write my name: \_\_\_\_\_

Title of the book I read today: \_\_\_\_\_

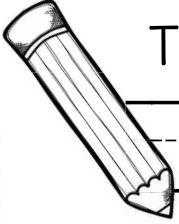
Draw a picture of the book you read today.

Draw a picture of how you were helpful today.

Day 3



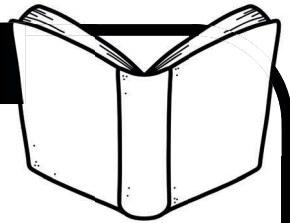
# my Daily Journal




This is how I write my name:

Title of the book I read today:

Draw a picture of the book you read today.




Draw a picture of how you were helpful today.



Day  
3

Day  
4



# March



## My TASKS Today

Color the star when you complete each task.  
Let's work hard and learn a lot today!

**Language Arts**  
March Level K • Day 4

**PHONICS** Read and write the words.

**MYSTERY WORD** Name: \_\_\_\_\_  
Write the sound for each picture on the line to spell the word.  
\_\_\_\_\_  
\_\_\_\_\_  
\_\_\_\_\_  
What did you spell? Color the correct picture.

**READING** Color the picture that matches the sentence.  
Tom takes a nap.

**SIGHT WORDS** Read it. Trace it. Spell it.  
first first  
next next



**Primary Math**  
March Level K • Day 4

**NUMBERS** Write the missing numbers.  
\_\_\_\_ 5 \_\_\_\_  
0 1 2 3 4 5 6 7 8 9 10

**MAKING 10** How many more dots to make 10?  
6 • \_\_\_\_ = 10

**COUNTING** Count the objects. Write the number in the correct box.

**ADDITION** Solve the addition problems.  
 $0 + 7 = \underline{\quad}$   
 $8 + 2 = \underline{\quad}$



**My Daily Journal**  
I need today for 20 minutes



This is how I write my name \_\_\_\_\_

Title of the book I read today \_\_\_\_\_

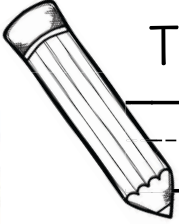
Draw a picture of the book you read today.

Draw a picture of how you were helpful today.

Day 4



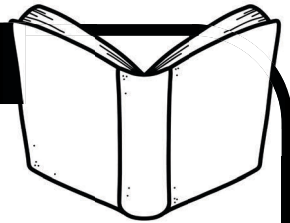
# my Daily Journal




This is how I write my name:

Title of the book I read today:


Draw a picture of the book you read today.



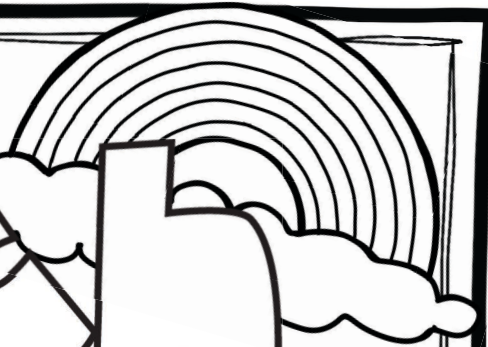
Draw a picture of how you were helpful today.



Day  
5



# March



## My TASKS Today

Color the star when you complete each task.  
Let's work hard and learn a lot today!

**Language Arts** Phonics Reading Sight words

March Level K • Day 5

**MYSTERY WORD** Name: \_\_\_\_\_  
Write the sound for each picture on the line to spell the word.  
[Heart] [Shoe] [Dot] \_\_\_\_\_  
What did you see? Color the correct picture.

**READING** Color the picture that matches the sentence.  
He goes down the slide.  
[Child on slide] [Child on ice cream]

**SIGHT WORDS** does does [ ] [ ]  
Read it: [ ] [ ] [ ] [ ]  
Trace it: [ ] [ ] [ ] [ ]  
Spell it: ever ever [ ] [ ] [ ] [ ]



**Primary Math** Numbers Counting Addition Subtraction

March Level K • Day 5

**NUMBERS** Name: \_\_\_\_\_  
Write the missing numbers.  
[Number line from 0 to 10 with 1 missing] \_\_\_\_\_

**MAKING 10** How many more dots to make 10?  
5 • [ ] = 10

**COUNTING** Count the objects. Write the number in the correct box.  
[Basket of flowers] [Basket of flowers] [Basket of flowers] [Basket of flowers] [Basket of flowers] [Basket of flowers] [Basket of flowers] [Basket of flowers] [Basket of flowers] [Basket of flowers]

**ADDITION** Solve the addition problem.  
2 + 4 = \_\_\_\_\_  
[Basket of flowers] + [Basket of flowers] = \_\_\_\_\_  
1 + 9 = \_\_\_\_\_



I need today for 20 minutes

**My Daily Journal**



This is how I write my name: \_\_\_\_\_

Title of the book I read today: \_\_\_\_\_

Draw a picture of the book you read today. [Book icon]

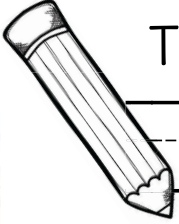
Draw a picture of how you were helpful today. [Heart icon]

Day 5





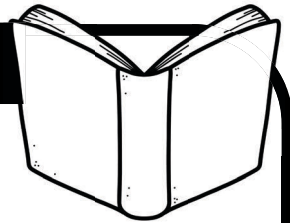
# my Daily Journal




This is how I write my name:

Title of the book I read today:

Draw a picture of the book you read today.



Draw a picture of how you were helpful today.



Day  
5