

Day
20

Summer



My TASKS Today

Color the star when you complete each task.
Let's work hard and learn a lot today!

Primary Math
Summer Level 1 • Day 20

3D shapes Show a line from the cube to the correct 3D label.
cylinder
cube

MONEY How much do these coins equal?
10c
5c

Color by numbers
Solve the addition problems. Use the key to color by sum.
12 blue
5 purple

Math problems:
17-7=, 13-4=, 18-6=, 17-5=, 20-8=, 5-3=, 0-3=, 19-4=, 18-3=, 13-4=, 2-12=, 18-6=, 16-4=, 16-14=, 12-0=, 17-5=, 11-2=, 17-5=, 12-0=, 19-7=, 20-8=, 2-0=, 17-5=, 16-4=

Language Arts
Summer Level 1 • Day 20

PHONICS Circle the correct starting sound.
cu cw oo ew oo ew
h nt m n sc p

READING Mel likes to work in her garden. She plants seeds in the soil every spring. She likes to watch them grow all summer. She plants flowers and vegetables in her garden. Mel is good at gardening!
What does Mel plant in the soil? (seeds) When does she plant them? (spring)

WRITING Write 1-2 sentences using the picture word bank.
water grow seeds flower soil

My Daily Reading Journal I read today for 20 minutes

Title of book: _____



Did you like the book?

Author: _____


Illustrator: _____

Summary: _____

Picture Word Bank:



Primary Math



Summer

Level 1 • Day 20

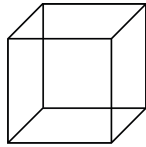
3D Solids
Money
Color by
difference
Subtraction

Name: _____

3D SOLIDS

Draw a line from the name to the correct 3D solid.

cylinder



cube



MONEY

How much do these coins equal?



10¢



5¢




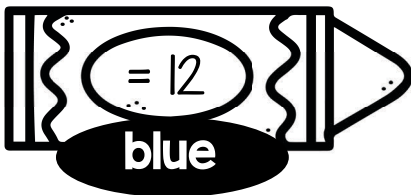
¢

COLOR BY DIFFERENCE



0 1 2 3 4 5 6 7 8 9 10 11 12 13 14 15 16 17 18 19 20

Solve the addition problems.
Use they key to color by sum.



$19-7=$	$13-1=$	$18-6=$	$17-5=$	$20-8=$
$15-3=$	$20-8=$	$15-0=$	$19-4=$	$13-1=$
$12-0=$	$18-6=$	$20-5=$	$18-3=$	$15-3=$
$15-0=$	$17-2=$	$20-5=$	$12-0=$	$18-6=$
$18-6=$	$16-1=$	$18-3=$	$16-1=$	$15-3=$
$18-3=$	$20-5=$	$16-1=$	$18-3=$	$12-0=$
$17-5=$	$14-2=$	$15-0=$	$16-1=$	$15-0=$
$17-5=$	$14-2=$	$17-5=$	$14-2=$	$13-1=$
$19-7=$	$20-8=$	$16-4=$	$12-0=$	$17-5=$
			$16-4=$	

Language Arts

Summer

Level 1 • Day 20

Phonics
Reading
Writing

Name: _____

PHONICS


Circle the correct diphthong.



au

aw


h ___ nt



oo

ew

m ___ n



oo

ew

sc ___ p

READING



Mel likes to work in her garden. She plants seeds in the soil every spring. She likes to watch them grow all summer. She plants flowers and vegetables in her garden. Mel is good at gardening!



1 What does Mel plant in the soil?
trees seeds

2

When does she plant them?
summer spring

WRITING

Write 1-2 sentences using the picture word bank.

water



grow



seeds



flower



soil



my Daily



Reading Journal


Title of book:

Did you like the book?

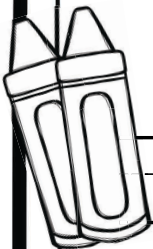


Large rounded rectangular box for drawing or writing.

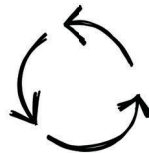
Author:



Illustrator:




Summary:



Plot



Setting



Characters

How To Use This Summer Print & Teach Pack

It is so nice to have students on a schedule and routine, so they know what to expect each day. This print and teach pack does just that!
Keep your kindergarten student's skills sharp before they enter first grade.

These monthly packs create a routine that is easy to follow and there is almost no prep for you.

So many standards are covered each day in a repetitive and spiraling format, so students do not constantly ask you for help and directions. They recognize the activities and the format every day. Once a week (every five days) a new standard is introduced that they may need assistance with, but then this stays the same for the entire week.




This builds their confidence and helps them master skills and standards quickly.



20 days
included
for
each
month



Students
color the star
when they
complete the
assignment.
They fill up their
stars each day.




Both school and home
activities are included. Cut out
and glue which tasks you want
your student to complete
each day. You can also
handwrite an activity in each
box or simply leave them blank.
This makes it easy to
differentiate for students or
if you homeschool.

Structured,
standards based
activities every single day!
Teachers and students
love this routine.



Name _____



My Summer Goals

A large, empty rounded rectangular box for drawing or writing.

My goals for this

summer are:

1.

2.

3.

THANK YOU!

Thank you for your downloading this product!
I hope you love this resource as much as we do.

Please contact me if you have any questions at all
michala@keepingmykiddobusy.com

I am always happy to help.

Let's be friends! Click any of the buttons below.



TERMS OF USE

♥ All pages in this resource are © Keeping My Kiddo Busy, LLC 2020

♥ This license is for individual use only. If you wish to share with another teacher, please direct them to my [store](#). If an entire school or district intends to use this resource, please purchase the appropriate license.

♥ It is strictly forbidden by the DMCA to sell or share this resource on any website. If you are a teacher, you may upload and share this resource with your students on your password protected virtual classroom.

TpT Keeping My Kinders Busy
keepingmykiddobusy.com



Graphics and font thanks to:

