

THANK YOU!

Thank you for your downloading this product!
I hope you love this resource as much as we do.

Please contact me if you have any questions at all
michala@keepingmykiddobusy.com

I am always happy to help.

Let's be friends! Click any of the buttons below.



TERMS OF USE

♥ All pages in this resource are © Keeping My Kiddo Busy, LLC 2020

♥ This license is for individual use only. If you wish to share with another teacher, please direct them to my [store](#). If an entire school or district intends to use this resource, please purchase the appropriate license.

♥ It is strictly forbidden by the DMCA to sell or share this resource on any website. If you are a teacher, you may upload and share this resource with your students on your password protected virtual classroom.

[Away With The Pixels](#)

TpT Keeping My Kinders Busy
keepingmykiddobusy.com



Graphics and font thanks to:








How To Use This Print & Teach Pack

To use for morning work, bell ringers, daily warm up or review, simply print the activities (front to back or individually).

Language Arts
February Level K • Day 5
Phonics Reading Sight words

Name: _____



MYSTERY WORD
Write the sound for each picture on the line to spell the word.


What did you spell?
Color the correct picture.


READING
Color the picture that matches the sentence.

He is very sad.

SIGHT WORDS
Read it. Trace it. Spell it.



have have 

from from 



Primary Math
February Level K • Day 5
Teen numbers Addition Number words

Name: _____



TEEN NUMBERS
Count and add the ten frames. Write the number on the line.
Tip: try counting by starting at 10.

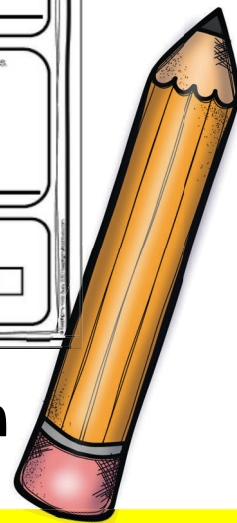
 +  = _____

ADDITION
Write an addition equation to match the pictures.

 +  = _____

NUMBER WORDS
Trace and write the number word.

five  



Daily Language Arts

Daily Math

Classroom ✨ Homeschool ✨ Virtual Teaching



Daily Warm Ups / Review




Bell Ringers



Small group instruction



Homework



Continued...



Print & Teach Pack



NEW UPDATE!

February Daily Review
Color the star when you complete your daily assignments.
My Name: _____

Day 1	Day 2	Day 3	Day 4
Day 5	Day 6	Day 7	Day 8
Day 9	Day 10	Day 11	Day 12
Day 13	Day 14	Day 15	Day 16
Day 17	Day 18	Day 19	Day 20

© Keeping My Kiddo Busy 2020 keepingmykiddobusy.com

I now offer the option to have an assignment checklist on one page! This will save you paper if you do not wish to print the My Tasks Today cover page and reading journals.

This makes creating distance learning, classroom review or homeschooling packets a breeze!

Just print the math and language arts activity pages front to back.




It is so nice to have students on a schedule and routine so they know what to expect each day. This print and teach pack does just that!

These monthly packs create a routine that is easy to follow and there is almost no prep for you.

This work packet is set up to cover skills in a repetitive format. This way, children can be independent most of the time and do not constantly ask you for help and directions.

They recognize the activities and the format every day. Once a week (every five days or so) a new standard is introduced that they may need assistance with, but then this stays the same for many days in a row.

This builds their confidence and helps them master skills and standards quickly.



February Daily Review

Color the star when you complete your daily assignments.

My Name: _____


<p>Day 1</p> <p>Read for 20 minutes</p>	<p>Day 2</p> <p>Read for 20 minutes</p>	<p>Day 3</p> <p>Read for 20 minutes</p>	<p>Day 4</p> <p>Read for 20 minutes</p>
<p>Day 5</p> <p>Read for 20 minutes</p>	<p>Day 6</p> <p>Read for 20 minutes</p>	<p>Day 7</p> <p>Read for 20 minutes</p>	<p>Day 8</p> <p>Read for 20 minutes</p>
<p>Day 9</p> <p>Read for 20 minutes</p>	<p>Day 10</p> <p>Read for 20 minutes</p>	<p>Day 11</p> <p>Read for 20 minutes</p>	<p>Day 12</p> <p>Read for 20 minutes</p>
<p>Day 13</p> <p>Read for 20 minutes</p>	<p>Day 14</p> <p>Read for 20 minutes</p>	<p>Day 15</p> <p>Read for 20 minutes</p>	<p>Day 16</p> <p>Read for 20 minutes</p>
<p>Day 17</p> <p>Read for 20 minutes</p>	<p>Day 18</p> <p>Read for 20 minutes</p>	<p>Day 19</p> <p>Read for 20 minutes</p>	<p>Day 20</p> <p>Read for 20 minutes</p>

Language Arts

February



Level K • Day 1



Writing
Reading
Middle sounds
Sight words

Name: _____

SENTENCES

Trace the sentence and then write it on your own.



They go for a walk.

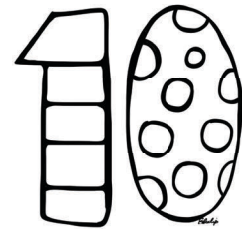
MIDDLE SOUNDS



Fill in the missing middle sound.







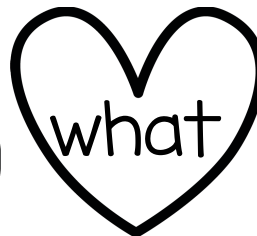

h _ _ t



t _ _ n

SIGHT WORDS

Color the hearts that have the target sight word.




Primary Math

February



Level K • Day 1




More or less
Teen numbers
Sums of 5

Name: _____


MORE or LESS

Color the group that has more.
Circle the correct sign.



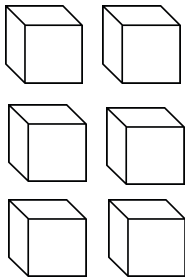
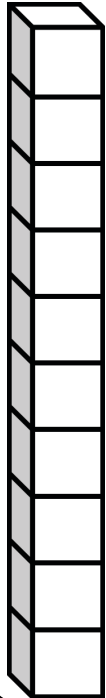
>

<



COUNTING and NUMBERS

Count how many and write the number on the line.



Tip: count by starting at 10.

SUMS of FIVE

Color the hearts to represent the equation.



$$3 + 2 = 5$$



$$4 + 1 = 5$$

TEEN NUMBERS

11 12 _____




Language Arts

February




Level K • Day 2



Name: _____

SENTENCES

Trace the sentence and then write it on your own.



They like to dance.


MIDDLE SOUNDS



Fill in the missing middle sound.









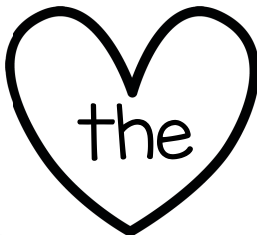

n _ _ t



g _ _ m

SIGHT WORDS

Color the hearts that have the target sight word.




Primary Math

February



Level K • Day 2




More or less
Teen numbers
Sums of 5

Name: _____


MORE or LESS

Color the group that has more.
Circle the correct sign.



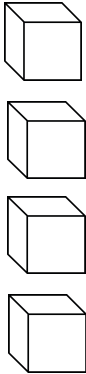
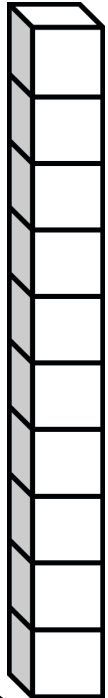
>

<



COUNTING and NUMBERS

Count how many and write the number on the line.



Tip: count by starting at 10.

SUMS of FIVE

Color the hearts to represent the equation.



$$1 + 4 = 5$$



$$2 + 3 = 5$$

TEEN NUMBERS

12 13 _____




Language Arts

February



Level K • Day 3



Writing
Reading
Middle sounds
Sight words

Name: _____

SENTENCES

Trace the sentence and then write it on your own.




He makes a card.


MIDDLE SOUNDS



Fill in the missing middle sound.






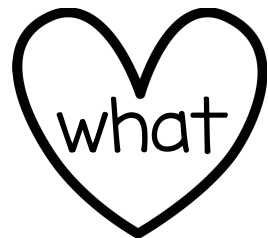
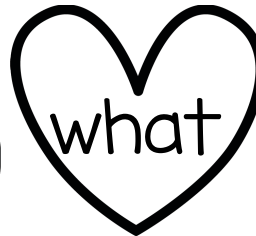


S _ _ X



C _ _ T

SIGHT WORDS

Color the hearts that have the target sight word.




Primary Math

February



Level K • Day 3




More or less
Teen numbers
Sums of 5

Name: _____


MORE or LESS

Color the group that has more.
Circle the correct sign.



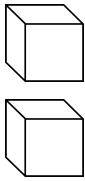
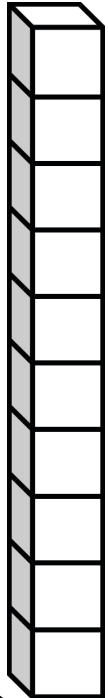
>

<



COUNTING and NUMBERS

Count how many and write the number on the line.



Tip: count by starting at 10.

SUMS of FIVE

Color the hearts to represent the equation.



$$5 + 0 = 5$$



$$3 + 2 = 5$$

TEEN NUMBERS

13 14 _____




Language Arts

February




Level K • Day 4



Name: _____

SENTENCES

Trace the sentence and then write it on your own.



The card has hearts.

MIDDLE SOUNDS



Fill in the missing middle sound.






w _ _ n



b _ _ g

SIGHT WORDS

Color the hearts that have the target sight word.




Primary Math

February



Level K • Day 4




More or less
Teen numbers
Sums of 5

Name: _____


MORE or LESS

Color the group that has more.
Circle the correct sign.



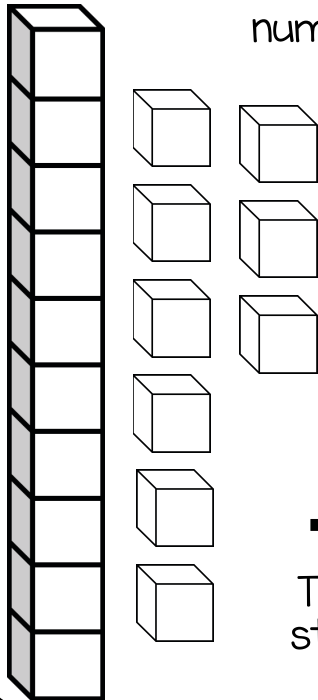
>

<



COUNTING and NUMBERS

Count how many and write the number on the line.



Tip: count by starting at 10.

SUMS of FIVE

Color the hearts to represent the equation.



$$1 + 4 = 5$$



$$0 + 5 = 5$$

TEEN NUMBERS

14 15 _____




Language Arts

February



Level K • Day 5



Name: _____

SENTENCES

Trace the sentence and then write it on your own.




The dress is red.


MIDDLE SOUNDS



Fill in the missing middle sound.







w _ _ b



l _ _ g

SIGHT WORDS

Color the hearts that have the target sight word.




Primary Math

February



Level K • Day 5




More or less
Teen numbers
Sums of 5


Name: _____

MORE or LESS

Color the group that has more.
Circle the correct sign.

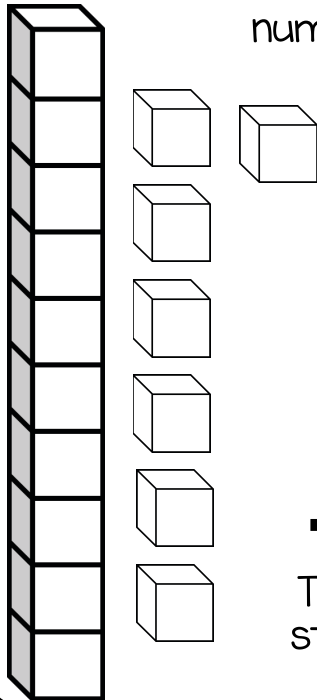


>
<



COUNTING and NUMBERS

Count how many and write the number on the line.



Tip: count by starting at 10.

SUMS of FIVE

Color the hearts to represent the equation.



$$5 + 0 = 5$$




$$2 + 3 = 5$$

TEEN NUMBERS

15 16 _____



How To Use This Print & Teach Pack



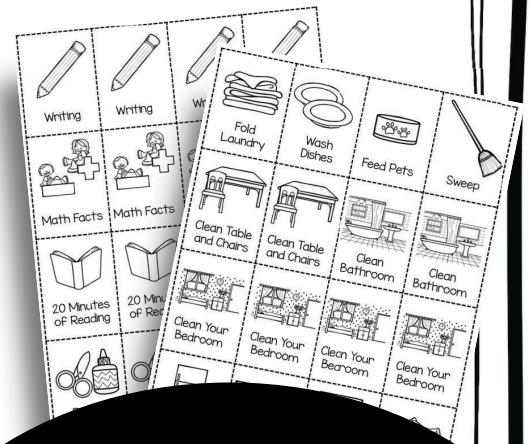

It is so nice to have students on a schedule and routine so they know what to expect each day. This print and teach pack does just that!

These monthly packs create a routine that is easy to follow and there is almost no prep for you.

This work packet is set up to cover skills in a repetitive format. This way, children can be independent most of the time and do not constantly ask you for help and directions.

They recognize the activities and the format every day. Once a week (every five days or so) a new standard is introduced that they may need assistance with, but then this stays the same for many days in a row.

This builds their confidence and helps them master skills and standards quickly.



Students color the star when they complete the assignment. They fill up their stars each day.



What about the empty boxes? Cut out and glue which additional tasks you want your student to complete each day. You can also handwrite an activity in each box or simply leave them blank. This makes it easy to differentiate for students or if you homeschool. Both school and home activities are included

This is our February pack for kindergarten.

The goal is to teach basic skills while building their confidence.

We start the year very simple with basic letter and number skills. Each month, the packs increase in difficulty as their skills progress.

Day
1

February

My TASKS Today


Color the star when you complete each task.
Let's work hard and learn a lot today!

Language Arts
February Level K • Day 1

SENTENCES Trace the sentence and then write it on your own.
They go for a walk.

MIDDLE SOUNDS Fill in the missing middle sound.
h _ t t _ n

SIGHT WORDS Color the hearts that have the target sight word.
was will what was
was was do



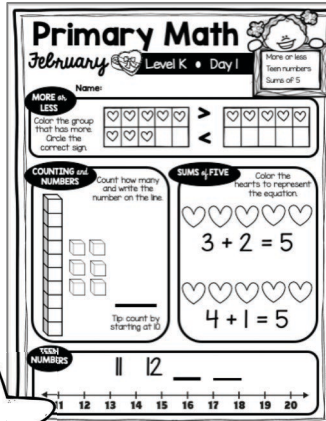
Primary Math
February Level K • Day 1

MORE or LESS Color the group that has more. Circle the correct sign.
> <

COUNTING and NUMBERS Count how many and write the number on the line.
Tip: count by starting at 0.

SUMS of FIVE Color the hearts to represent the equation.
 $3 + 2 = 5$
 $4 + 1 = 5$

TEEN NUMBERS 11 12 _ _



My Daily Journal
I read today for 20 minutes.

My first and last name: _____




Title of the book I read today: _____

Draw a picture of the book you read today.

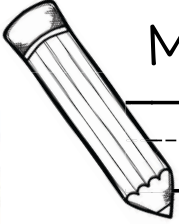
Color how you feel today.
confused excited happy angry worried

Write the word that describes how you feel today.

Day 1



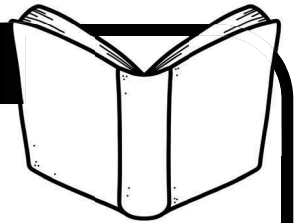
my Daily Journal



My first and last name:

Title of the book I read today:

Draw a picture of the book you read today.



Color how you feel today.






confused

excited

happy

angry

worried



Write the word that describes how you feel today.

Day
1

Day
2

February

My TASKS Today


Color the star when you complete each task.
Let's work hard and learn a lot today!

Language Arts
February Level K • Day 2

SENTENCES Trace the sentence and then write it on your own.
They like to dance.

MIDDLE SOUNDS
Fill in the missing middle sound.
n _ t g _ m

HEART WORDS Color the hearts that have the target sight word.
like




Primary Math
February Level K • Day 2

MORE or LESS Color the group that has more. Circle the correct sign.
 $>$ $<$

COUNTING and NUMBERS Count how many and write the number on the line.
Tip: count by starting at 0.

SUMS of FIVE Color the hearts to represent the equation.
 $1 + 4 = 5$
 $2 + 3 = 5$

TEEN NUMBERS 12 13 _ _



My Daily Journal
I read today for 20 minutes.

My first and last name: _____

Title of the book I read today: _____




Draw a picture of the book you read today.

Color how you feel today.

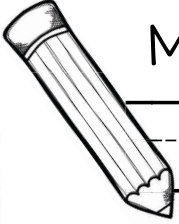
confused excited happy angry worried

Write the word that describes how you feel today.

Day 2



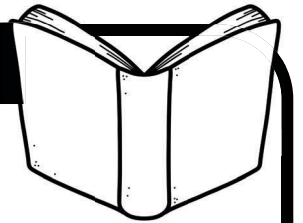
my Daily Journal



My first and last name:

Title of the book I read today:

Draw a picture of the book you read today.



Color how you feel today.






confused

excited

happy

angry

worried



Write the word that describes how you feel today.

Day
2

Day
3

February

My TASKS Today

Color the star when you complete each task.
Let's work hard and learn a lot today!

Language Arts
February Level K • Day 3

SENTENCES Trace the sentence and then write it on your own.
He makes a card.

MIDDLE SOUNDS Fill in the missing middle sound.
s _ x c _ t

HEART WORDS Color the hearts that have the target sight word.
what

we what what what
For what so



Primary Math
February Level K • Day 3

MORE or LESS Color the group that has more. Circle the correct sign.
> <

COUNTING and NUMBERS Count how many and write the number on the line.
Tip: count by starting at 0.

SUMS of FIVE Color the hearts to represent the equation.
 $5 + 0 = 5$
 $3 + 2 = 5$

TEEN NUMBERS 13 14 _ _



My Daily Journal
I read today for 20 minutes.

My first and last name: _____

Title of the book I read today: _____

Draw a picture of the book you read today.

Color how you feel today.

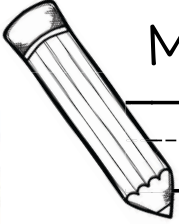
confused excited happy angry worried

Write the word that describes how you feel today.

Day 3



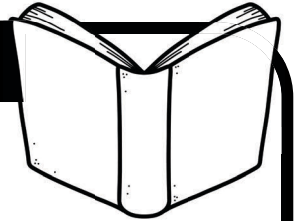
my Daily Journal



My first and last name:

Title of the book I read today:

Draw a picture of the book you read today.



Color how you feel today.






confused

excited

happy

angry

worried



Write the word that describes how you feel today.

Day
3

Day
4

February

My TASKS Today


Color the star when you complete each task.
Let's work hard and learn a lot today!

Language Arts
February Level K • Day 4

SENTENCES Trace the sentence and then write it on your own.
The card has hearts.

MIDDLE SOUNDS Fill in the missing middle sound.
w _ n b _ g

SIGHT WORDS Color the hearts that have the target sight word.
your your your put
to can your




Primary Math
February Level K • Day 4

MORE OR LESS Color the group that has more. Circle the correct sign.
 $10 > 5$

COUNTING and NUMBERS Count how many and write the number on the line.
Tip: count by starting at 0.

SUMS of FIVE Color the hearts to represent the equation.
 $1 + 4 = 5$
 $0 + 5 = 5$

TEEN NUMBERS 14 15 _ _



My Daily Journal
I read today for 20 minutes.

My first and last name: _____





Title of the book I read today: _____

Draw a picture of the book you read today.

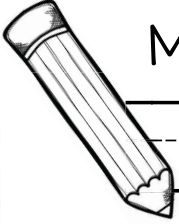
Color how you feel today:
confused excited happy angry worried

Write the word that describes how you feel today: _____

Day 4



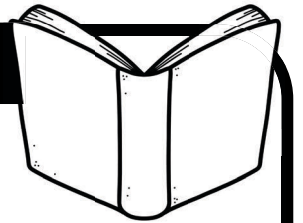
my Daily Journal



My first and last name:

Title of the book I read today:

Draw a picture of the book you read today.



Color how you feel today.






confused

excited

happy

angry

worried



Write the word that describes how you feel today.

Day
5

February

My TASKS Today


Color the star when you complete each task.
Let's work hard and learn a lot today!

Language Arts
February Level K • Day 5

SENTENCES Trace the sentence and then write it on your own.
The dress is red.

MIDDLE SOUNDS Fill in the missing middle sound.
w _ b l _ g

SIGHT WORDS Color the hearts that have the target sight word.
do my has has
has has has has




Primary Math
February Level K • Day 5

MORE or LESS Color the group that has more. Circle the correct sign.
[] > []

COUNTING and NUMBERS Count how many and write the number on the line.
[] [] [] [] [] [] [] [] [] []
Tip: count by starting at 0.

SUMS of FIVE Color the hearts to represent the equation.
 $5 + 0 = 5$
 $2 + 3 = 5$

TEEN NUMBERS 15 16 _ _



My Daily Journal
I read today for 20 minutes.

My first and last name: _____

Title of the book I read today: _____




Draw a picture of the book you read today.

Color how you feel today.

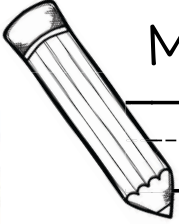
confused excited happy angry worried

Write the word that describes how you feel today.

Day 5



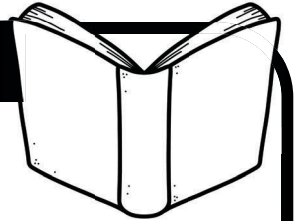
my Daily Journal



My first and last name:

Title of the book I read today:

Draw a picture of the book you read today.



Color how you feel today.






confused

excited

happy

angry

worried



Write the word that describes how you feel today.

Day
5