

# THANK YOU!

Thank you for your downloading this product!  
I hope you love this resource as much as we do.

Please contact me if you have any questions at all  
[michala@keepingmykiddobusy.com](mailto:michala@keepingmykiddobusy.com)

*I am always happy to help.*

Let's be friends! Click any of the buttons below.



# TERMS OF USE

♥ All pages in this resource are © Keeping My Kiddo Busy, LLC 2022

♥ This license is for individual use only. If you wish to share with another teacher, please direct them to my [store](#). If an entire school or district intends to use this resource, please purchase the appropriate license.

♥ It is strictly forbidden by the DMCA to sell or share this resource on any website. If you are a teacher, you may upload and share this resource with your students on your password protected virtual classroom.



**TpT Keeping My Kinders Busy**  
[keepingmykiddobusy.com](http://keepingmykiddobusy.com)




Away with the Pixels

Graphics and font thanks to:  
Hidsey's Clip Art




# We are having so much FUN in **OCTOBER**


You'll also love using these resources....




**All About Pumpkins**  
4 Week Unit




**Morning Work**




**Assessment**  
Report Cards




**No Prep Centers**  
Math & Literacy



**Reading**  
Four Weekly Themes



**Digital Boom Cards**  
October Skills



**Sight Words**




**Numbers & Counting**




**Geometry**



**October Poetry**




**All About Friendship**




**Letter Sounds**




**CVC Words**



**Daily Worksheets**  
Math & Language




**Vocabulary**  
Reading & Spelling



**Rhyming**



**Labeling**



**Writing Lists**

Click the pictures to learn more about each unit and try **FREEBIES!**

**ENGAGING**  **STANDARDS BASED**

WITCH WARTS



WITCH WARTS



**Halloween Bag Toppers**

Type your text using Adobe II Reader

Print, cut out and fold over sandwich bags. You can tape/glue/staple to hold in place.

Fill the bag with Halloween goodies! See ideas and photos on website or Etsy listing.





**Halloween Bag Toppers**

Type your text using Adobe II Reader

Print, cut out and fold over sandwich bags. You can tape/glue/staple to hold in place.

Fill the bag with Halloween goodies! See ideas and photos on website or Etsy listing.