

THANK YOU!

Thank you for your downloading this product!
I hope you love this resource as much as we do.

Please contact me if you have any questions at all
michala@keepingmykiddobusy.com

I am always happy to help.

Let's be friends! Click any of the buttons below.



TERMS OF USE

♥ All pages in this resource are © Keeping My Kiddo Busy, LLC 2020

♥ This license is for individual use only. If you wish to share with another teacher, please direct them to my [store](#). If an entire school or district intends to use this resource, please purchase the appropriate license.

♥ It is strictly forbidden by the DMCA to sell or share this resource on any website. If you are a teacher, you may upload and share this resource with your students on your password protected virtual classroom.

[Away With The Pixels](#)

TpT Keeping My Kinders Busy
keepingmykiddobusy.com




Graphics and font thanks to:




How To Use This Print & Teach Pack


To use for morning work, bell ringers, daily warm up or review, simply print the activities (front to back or individually).




Daily Language Arts



Daily Math



Classroom ✨ Homeschool ✨ Virtual Teaching



Daily Warm Ups / Review



Bell Ringers



Small group instruction





Homework

Continued...



Print & Teach Pack



December Daily **TASKS** Page

Color the star when you complete your daily assignments.

My Name: _____

Day 1 Read For 20 minutes	Day 2 Read For 20 minutes	Day 3 Read For 20 minutes	Day 4 Read For 20 minutes
Day 5 Read For 20 minutes	Day 6 Read For 20 minutes	Day 7 Read For 20 minutes	Day 8 Read For 20 minutes
Day 9 Read For 20 minutes	Day 10 Read For 20 minutes	Day 11 Read For 20 minutes	Day 12 Read For 20 minutes
Day 13 Read For 20 minutes	Day 14 Read For 20 minutes	Day 15 Read For 20 minutes	Day 16 Read For 20 minutes
Day 17 Read For 20 minutes	Day 18 Read For 20 minutes	Day 19 Read For 20 minutes	Day 20 Read For 20 minutes

NEW UPDATE!

I now offer the option to have an assignment checklist on one page! This will save you paper if you do not wish to print the My Tasks Today cover page and reading journals.

This makes creating distance learning, classroom review or homeschooling packets a breeze!

Just print the math and language arts activity pages front to back.



It is so nice to have students on a schedule and routine so they know what to expect each day. This print and teach pack does just that!

These monthly packs create a routine that is easy to follow and there is almost no prep for you.

This work packet is set up to cover skills in a repetitive format. This way, children can be independent most of the time and do not constantly ask you for help and directions.





















They recognize the activities and the format every day. Once a week (every five days or so) a new standard is introduced that they may need assistance with, but then this stays the same for many days in a row.

This builds their confidence and helps them master skills and standards quickly.

December Daily **TASKS** Page

Color the star when you complete your daily assignments.

My Name: _____

<p>★ Day 1</p>  <p>Read for 20 minutes</p>	<p>★ Day 2</p>  <p>Read for 20 minutes</p>	<p>★ Day 3</p>  <p>Read for 20 minutes</p>	<p>★ Day 4</p>  <p>Read for 20 minutes</p>
<p>★ Day 5</p>  <p>Read for 20 minutes</p>	<p>★ Day 6</p>  <p>Read for 20 minutes</p>	<p>★ Day 7</p>  <p>Read for 20 minutes</p>	<p>★ Day 8</p>  <p>Read for 20 minutes</p>
<p>★ Day 9</p>  <p>Read for 20 minutes</p>	<p>★ Day 10</p>  <p>Read for 20 minutes</p>	<p>★ Day 11</p>  <p>Read for 20 minutes</p>	<p>★ Day 12</p>  <p>Read for 20 minutes</p>
<p>★ Day 13</p>  <p>Read for 20 minutes</p>	<p>★ Day 14</p>  <p>Read for 20 minutes</p>	<p>★ Day 15</p>  <p>Read for 20 minutes</p>	<p>★ Day 16</p>  <p>Read for 20 minutes</p>
<p>★ Day 17</p>  <p>Read for 20 minutes</p>	<p>★ Day 18</p>  <p>Read for 20 minutes</p>	<p>★ Day 19</p>  <p>Read for 20 minutes</p>	<p>★ Day 20</p>  <p>Read for 20 minutes</p>

Language Arts

December



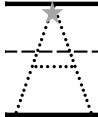
Level K • Day 1



Name: _____


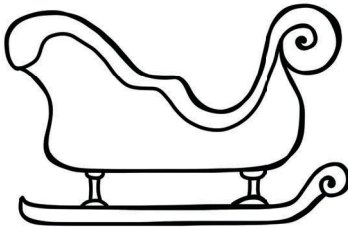
HANDWRITING

Start at the star and write each letter in your best handwriting.






FIRST SOUNDS

Color the stocking that has the correct first sound.



SIGHT WORDS

Color the ornaments by reading the sight words.




Primary Math

December



Level K • Day 1




Intro to adding
Numbers
Counting
Measurement

Name: _____

ADDING



I had 2 pieces of candy.




Then I got 4 more.

How many altogether?

COUNTING and NUMBERS


Count how many ornaments. Color the correct number and then draw that many dots on the ten frame.



5




8

10



MEASUREMENT

Count how many blocks long the object is. Color the correct number.



Language Arts

December



Level K • Day 2



Name: _____

HANDWRITING


Start at the star and write each letter in your best handwriting.

B

b


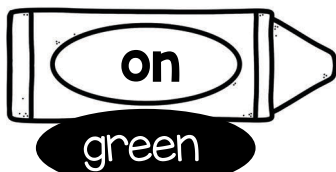

FIRST SOUNDS

Color the stocking that has the correct first sound.



SIGHT WORDS

Color the ornaments by reading the sight words.




Primary Math

December




Level K • Day 2



Intro to adding
Numbers
Counting
Measurement

Name: _____

ADDING




I had 2 pieces of candy.

Then I got 2 more.

How many
altogether?

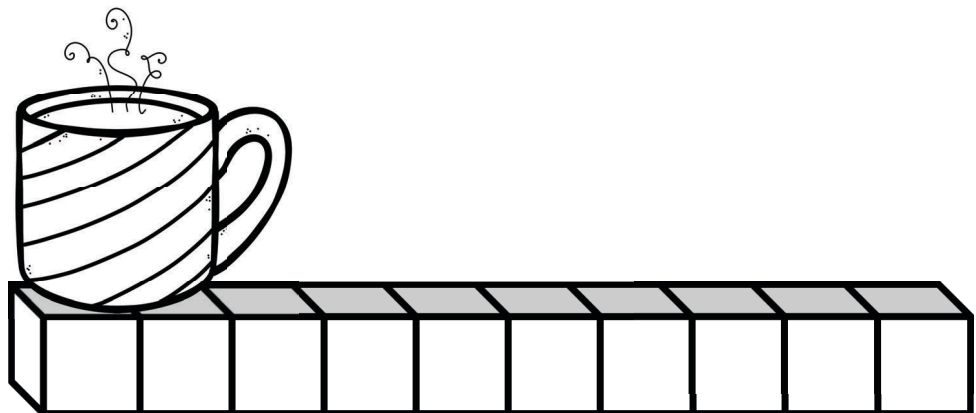
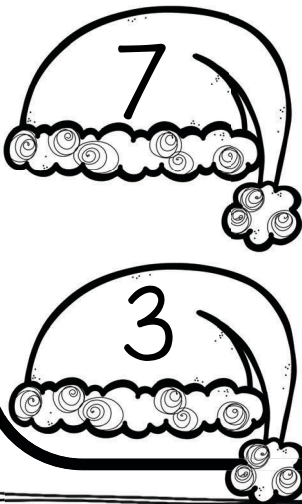
COUNTING and NUMBERS

Count how many lights. Color the correct number and then draw that many dots on the ten frame.



MEASUREMENT

Count how many blocks long the object is. Color the correct number.



Language Arts

December



Level K • Day 3



Name: _____

HANDWRITING

Start at the star and write each letter in your best handwriting.

Handwriting practice lines. The first line shows a dotted uppercase letter 'C' starting at a star on a three-line grid. The second line shows a dotted lowercase letter 'c' starting at a star on a three-line grid.



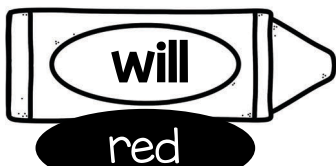
FIRST SOUNDS

Color the stocking that has the correct first sound.



SIGHT WORDS

Color the ornaments by reading the sight words.




Primary Math

December



Level K • Day 3



Intro to adding
Numbers
Counting
Measurement

Name: _____

ADDING





I had 3 pieces of candy.

Then I got 1 more.

How many
altogether?




COUNTING and NUMBERS

Count how many cookies. Color the correct number
and then draw that many dots on the ten frame.



MEASUREMENT

Count how many blocks long the object is.
Color the correct number.



Language Arts

December



Level K • Day 4

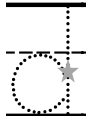
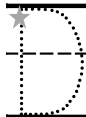


Handwriting
First sounds
Sight words

Name: _____


HANDWRITING

Start at the star and write each letter in your best handwriting.



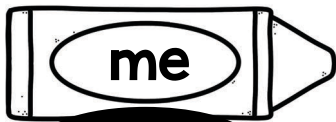
FIRST SOUNDS

Color the stocking that has the correct first sound.



SIGHT WORDS


Color the ornaments by reading the sight words.



red



green




Primary Math

December



Level K • Day 4




Intro to adding
Numbers
Counting
Measurement

Name: _____

ADDING



I had 5 pieces of candy.




Then I got 3 more.

How many altogether?

COUNTING and NUMBERS


Count how many singers. Color the correct number and then draw that many dots on the ten frame.



2

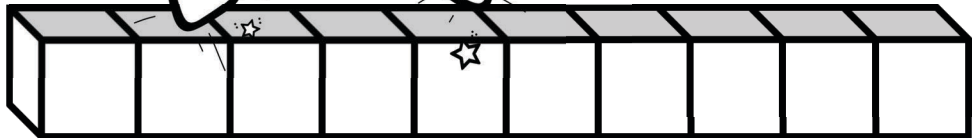

4

3



MEASUREMENT

Count how many blocks long the object is. Color the correct number.



Language Arts

December



Level K • Day 5




Handwriting
First sounds
Sight words

Name: _____

HANDWRITING

Start at the star and write each letter in your best handwriting.





FIRST SOUNDS

Color the stocking that has the correct first sound.



SIGHT WORDS

Color the ornaments by reading the sight words.




Primary Math

December



Level K • Day 5



Intro to adding
Numbers
Counting
Measurement

Name: _____

ADDING



I had 4 pieces of candy.




Then I got 4 more.

How many altogether?

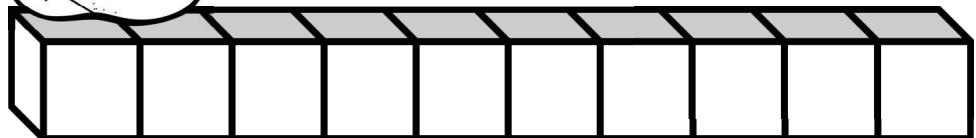

COUNTING and NUMBERS

Count how many ornaments. Color the correct number and then draw that many dots on the ten frame.



MEASUREMENT

Count how many blocks long the object is. Color the correct number.



How To Use This Print & Teach Pack

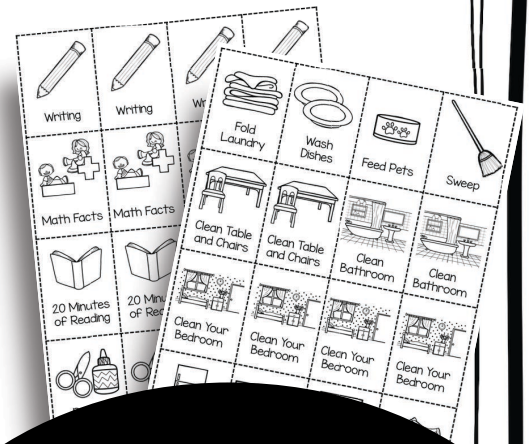
It is so nice to have students on a schedule and routine so they know what to expect each day. This print and teach pack does just that!

These monthly packs create a routine that is easy to follow and there is almost no prep for you.

This work packet is set up to cover skills in a repetitive format. This way, children can be independent most of the time and do not constantly ask you for help and directions.

They recognize the activities and the format every day. Once a week (every five days or so) a new standard is introduced that they may need assistance with, but then this stays the same for many days in a row.

This builds their confidence and helps them master skills and standards quickly.



Students color the star when they complete the assignment. They fill up their stars each day.

What about the empty boxes? Cut out and glue which additional tasks you want your student to complete each day. You can also handwrite an activity in each box or simply leave them blank. This makes it easy to differentiate for students or if you homeschool. Both school and home activities are included

This is our December pack for kindergarten.


The goal is to teach basic skills while building their confidence.

We start the year very simple with basic letter and number skills. Each month, the packs increase in difficulty as their skills progress.



Day
1

December



My TASKS Today

Color the star when you complete each task.
Let's work hard and learn a lot today!

Language Arts
December Level K • Day 1

HANDWRITING Start at the star and write each letter in your best handwriting.

FIRST SOUNDS Color the stocking that has the correct first sound.

SIGHT WORDS Color the ornaments by reading the sight words.

A task card for Language Arts. It includes a handwriting practice section with a star and a line, a first sounds section with stockings labeled S, C, and D, and a sight words section with ornaments labeled 'in', 'is', and 'green'.



Primary Math
December Level K • Day 1

ADDING I had 2 pieces of candy. Then I got 4 more. How many altogether?

COUNTING AND NUMBERS Count how many ornaments. Color the correct number and then draw that many dots on the ten frame.

MEASUREMENT Count how many blocks long the object is. Color the correct number.

A task card for Primary Math. It includes an adding problem (2 + 4), a counting and numbers section with a Christmas tree and a ten frame, and a measurement section with a caterpillar and a ten frame.



I read today for 20 minutes.

my Daily Journal

This is how I write my name: _____



Title of the book I read today: _____

Draw a picture of the book you read today.

Draw a picture of how you were helpful today.

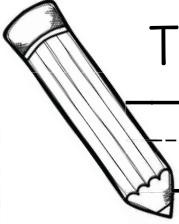
Day 1

A task card for a Daily Journal. It includes a writing prompt for the student's name, a space for the title of a book read, and two drawing prompts: one for a book and one for a helpful action.



I read today for 20 minutes

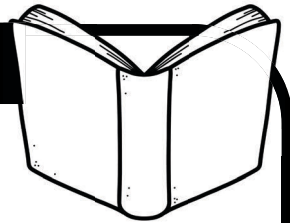
my Daily Journal




This is how I write my name:

Title of the book I read today:

Draw a picture of the book you read today.




Draw a picture of how you were helpful today.



Day
1

Day
2

December



My TASKS Today

Color the star when you complete each task.
Let's work hard and learn a lot today!

Language Arts
December Level K • Day 2

Handwriting: First sounds: Sight words

Name: _____

HANDWRITING Start at the star and write each letter in your best handwriting.

FIRST SOUNDS Color the stocking that has the correct first sound.

SIGHT WORDS Color the ornaments by reading the sight words.

Three stars are placed around the card: one at the bottom left, one at the bottom center, and one at the bottom right.

Primary Math
December Level K • Day 2

Name: _____

ADDING I had 5 pieces of candy. Then I got 2 more. How many altogether?

COUNTING AND NUMBERS Count how many lights. Color the correct number and then draw that many dots on the ten frame.

MEASUREMENT Count how many blocks long the object is. Color the correct number.

Three stars are placed around the card: one at the bottom left, one at the bottom center, and one at the bottom right.

my Daily Journal I read today for 20 minutes

This is how I write my name _____



Title of the book I read today _____

Draw a picture of the book you read today.

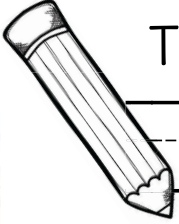
Draw a picture of how you were helpful today.

Day 2

Three stars are placed around the card: one at the bottom left, one at the bottom center, and one at the bottom right.



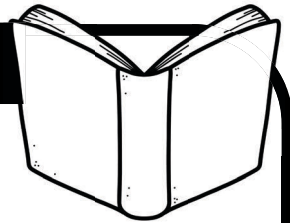
my Daily Journal




This is how I write my name:

Title of the book I read today:

Draw a picture of the book you read today.




Draw a picture of how you were helpful today.



Day
2

Day
3

December



My TASKS Today






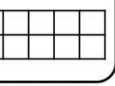

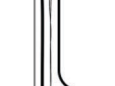




Color the star when you complete each task.
Let's work hard and learn a lot today!

Language Arts
December Level K • Day 3









Name: _____

HANDWRITING Start at the star and write each letter in your best handwriting.

FIRST SOUNDS Color the stocking that has the correct first sound.

S            

SIGHT WORDS Color the ornaments by reading the sight words.





Primary Math
December Level K • Day 3










Name: _____

ADDING

I had 3 pieces of candy. Then I got 1 more. How many altogether?



 

COUNTING and NUMBERS Count how many cookies. Color the correct number and then draw that many dots on the ten frame.

4 5 6

MEASUREMENT Count how many blocks long the object is. Color the correct number.


9 4




my Daily Journal I read today for 20 minutes


This is how I write my name _____

Title of the book I read today _____

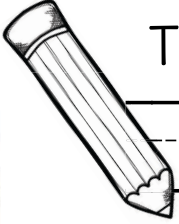
Draw a picture of the book you read today. 

Draw a picture of how you were helpful today. 

Day 3



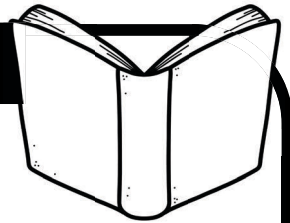
my Daily Journal




This is how I write my name:

Title of the book I read today:

Draw a picture of the book you read today.




Draw a picture of how you were helpful today.



Day
3

Day
4

December



My TASKS Today

Color the star when you complete each task.
Let's work hard and learn a lot today!

Language Arts
December Level K • Day 4

Name: _____

HANDWRITING Start at the star and write each letter in your best handwriting.

FIRST SOUNDS Color the stocking that has the correct first sound.

SIGHT WORDS Color the ornaments by reading the sight words.



Primary Math
December Level K • Day 4

Name: _____

ADDING I had 5 pieces of candy. Then I got 3 more. How many altogether?

COUNTING and NUMBERS Count how many fingers. Color the correct number and then draw that many dots on the ten frame.

MEASUREMENT Count how many blocks long the object is. Color the correct number.



I read today for 20 minutes

My Daily Journal



This is how I write my name _____

Title of the book I read today _____

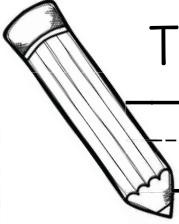
Draw a picture of the book you read today.

Draw a picture of how you were helpful today.

Day 4



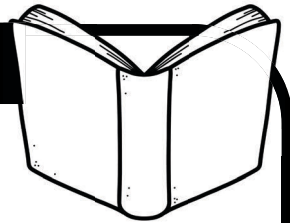
my Daily Journal




This is how I write my name:

Title of the book I read today:

Draw a picture of the book you read today.




Draw a picture of how you were helpful today.



Day
5

December



My TASKS Today

Color the star when you complete each task.
Let's work hard and learn a lot today!

Language Arts
December Level K • Day 5

HANDWRITING Start at the star and write each letter in your best handwriting.

FIRST SOUNDS Color the stocking that has the correct first sound.

SIGHT WORDS Color the ornaments by reading the sight words.

© Keeping My Kiddo Busy 2020. www.keepingmykiddobusy.com

Primary Math
December Level K • Day 5

ADDING I had 4 pieces of candy. Then I got 4 more. How many altogether?

COUNTING AND NUMBERS Count how many ornaments. Color the correct number, and then draw that many dots on the ten frame.

MEASUREMENT Count how many blocks long the object is. Color the correct number.

© Keeping My Kiddo Busy 2020. www.keepingmykiddobusy.com

I read today for 20 minutes

My Daily Journal

This is how I write my name:




Title of the book I read today:

Draw a picture of the book you read today.

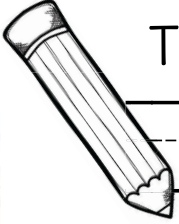
Draw a picture of how you were helpful today.

Day 5

© Keeping My Kiddo Busy 2020. www.keepingmykiddobusy.com



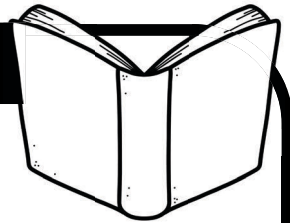
my Daily Journal




This is how I write my name:

Title of the book I read today:

Draw a picture of the book you read today.



Draw a picture of how you were helpful today.



Day
5