

# THANK YOU!

Thank you for your downloading this product!  
I hope you love this resource as much as we do.

Please contact me if you have any questions at all  
[michala@keepingmykiddobusy.com](mailto:michala@keepingmykiddobusy.com)

*I am always happy to help.*

Let's be friends! Click any of the buttons below.



# TERMS OF USE

♥ All pages in this resource are © Keeping My Kiddo Busy, LLC 2020

♥ This license is for individual use only. If you wish to share with another teacher, please direct them to my [store](#). If an entire school or district intends to use this resource, please purchase the appropriate license.

♥ It is strictly forbidden by the DMCA to sell or share this resource on any website. If you are a teacher, you may upload and share this resource with your students on your password protected virtual classroom.

[Away With The Pixels](#)

**TpT Keeping My Kinders Busy**  
[keepingmykiddobusy.com](http://keepingmykiddobusy.com)

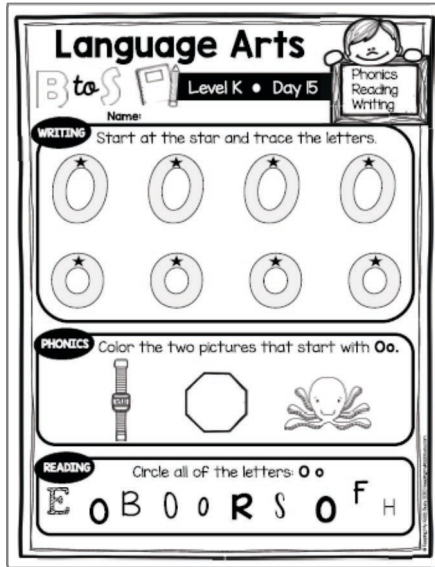


Graphics and font thanks to:

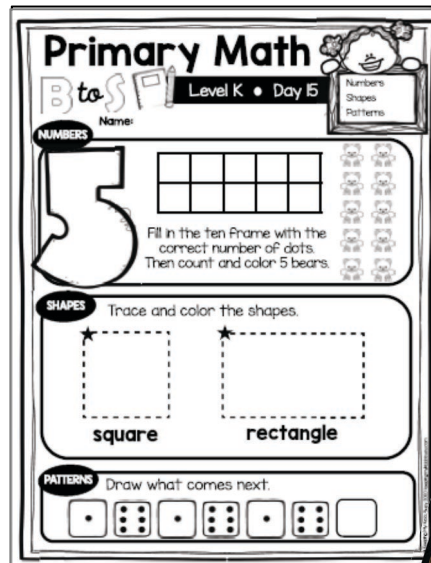


# How To Use This Print & Teach Pack

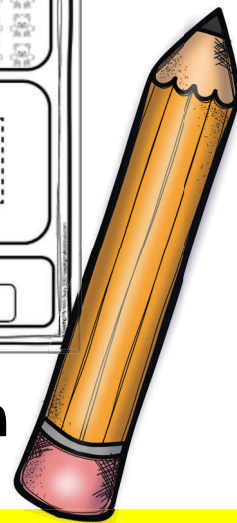
To use for morning work, bell ringers, daily warm up or review, simply print the activities (front to back or individually).




Daily Language Arts



Daily Math



Classroom ✨ Homeschool ✨ Virtual Teaching



Daily Warm Ups / Review



Bell Ringers




Small group instruction



Homework

Continued...

# Print & Teach Pack

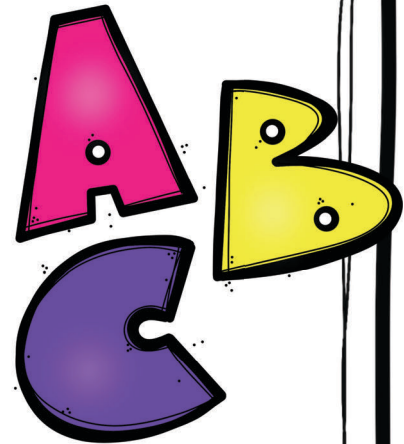


## NEW UPDATE!

I now offer the option to have an assignment checklist on one page! This will save you paper if you do not wish to print the My Tasks Today cover pages and reading journals.

This makes creating distance learning, classroom review or homeschooling packets a breeze!

Just print the math and language arts activity pages front to back.



It is so nice to have students on a schedule and routine so they know what to expect each day. This print and teach pack does just that!

These monthly packs create a routine that is easy to follow and there is almost no prep for you.

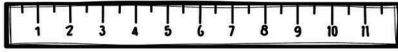
This work packet is set up to cover skills in a repetitive format. This way, children can be independent most of the time and do not constantly ask you for help and directions.

They recognize the activities and the format every day. Once a week (every five days or so) a new standard is introduced that they may need assistance with, but then this stays the same for many days in a row.

This builds their confidence and helps them master skills and standards quickly.



# Back to School Daily Review



Color the star when you complete your daily assignments.

My Name: \_\_\_\_\_

**Day 1**

Read for 20 minutes

**Day 2**

Read for 20 minutes

**Day 3**

Read for 20 minutes

**Day 4**

Read for 20 minutes

**Day 5**

Read for 20 minutes

**Day 6**

Read for 20 minutes

**Day 7**

Read for 20 minutes

**Day 8**

Read for 20 minutes

**Day 9**

Read for 20 minutes

**Day 10**

Read for 20 minutes

**Day 11**

Read for 20 minutes

**Day 12**

Read for 20 minutes

**Day 13**

Read for 20 minutes

**Day 14**

Read for 20 minutes

**Day 15**

Read for 20 minutes

**Day 16**

Read for 20 minutes

**Day 17**

Read for 20 minutes

**Day 18**

Read for 20 minutes

**Day 19**

Read for 20 minutes

**Day 20**

Read for 20 minutes



# Language Arts

B to S



Level K • Day 1









Phonics  
Reading  
Writing

Name: \_\_\_\_\_


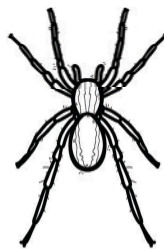

## WRITING

Start at the star and trace the letters.




## PHONICS

Color the two pictures that start with **Aa**.



## READING

Circle all of the letters: **A a**



a

f

p

A

Q

A

**A**

a


k

# Primary Math



Numbers  
Matching  
Counting


B to S



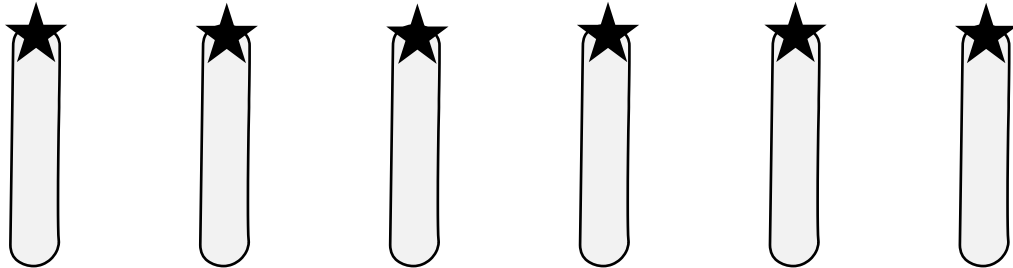
Level K • Day 1

Name: \_\_\_\_\_

## NUMBERS


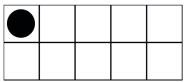


Start at the star and trace the numbers.



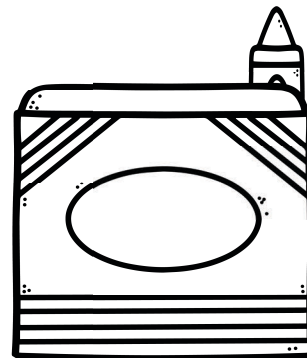
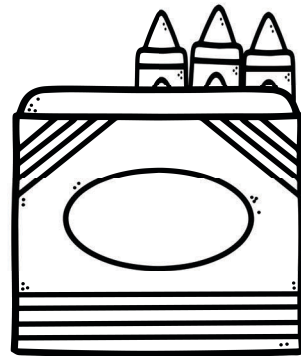
## MATCHING

Draw a line to match the same objects.



## COUNTING

Color the box that has 1 crayon.





# Language Arts



B to S









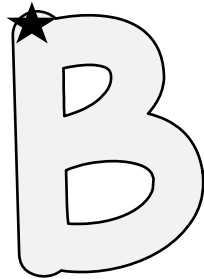
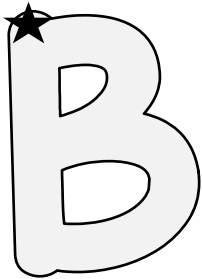
Level K • Day 2

Phonics  
Reading  
Writing

Name: \_\_\_\_\_



## WRITING

Start at the star and trace the letters.



## PHONICS

Color the two pictures that start with **Bb**.



## READING

Circle all of the letters: **B b**



C

V

b

B

B


B

B

b

e

# Primary Math



B to S



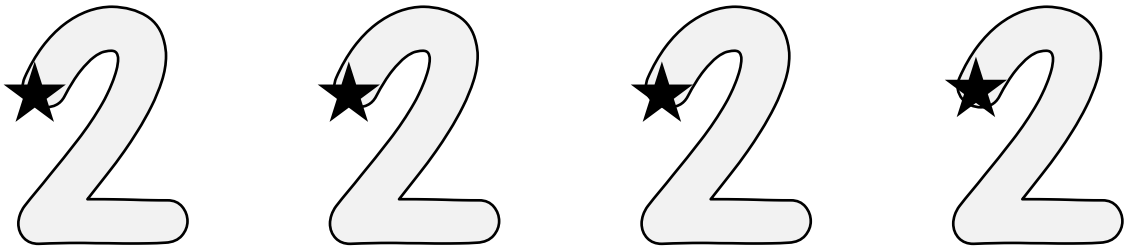
Level K • Day 2

Name: \_\_\_\_\_

## NUMBERS


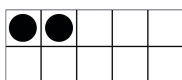
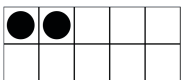


Start at the star and trace the numbers.





## MATCHING

Draw a line to match the same objects.



## COUNTING

Color the cup that has 2 pencils.





# Language Arts



B to S











Level K • Day 3

Name: \_\_\_\_\_


## WRITING

Start at the star and trace the letters.



## PHONICS

Color the two pictures that start with Cc.



## READING

Circle all of the letters: C c

E

C

C

g

C

C

A

L

C

C

# Primary Math



Numbers  
Matching  
Counting


B to S



Level K • Day 3

Name: \_\_\_\_\_

## NUMBERS

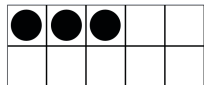

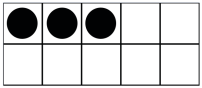


Start at the star and trace the numbers.



## MATCHING

Draw a line to match the same objects.



## COUNTING

Color the backpack that has 3 stars.





# Language Arts



B to S



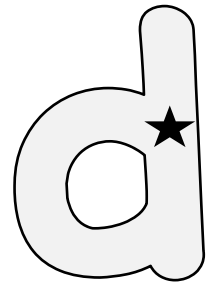
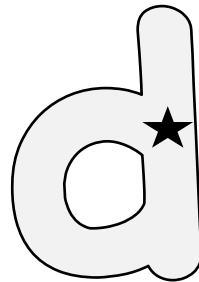
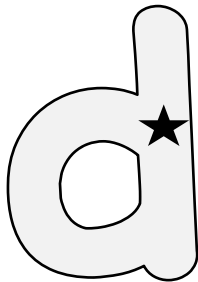
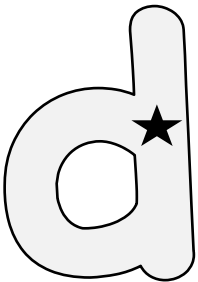




Level K • Day 4

Phonics  
Reading  
Writing

Name: \_\_\_\_\_




## WRITING

Start at the star and trace the letters.



## PHONICS

Color the two pictures that start with **Dd**.



## READING

Circle all of the letters: **D d**



# Primary Math



Numbers  
Matching  
Counting


B to S




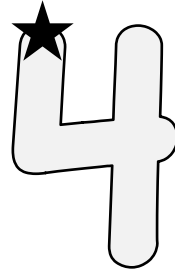
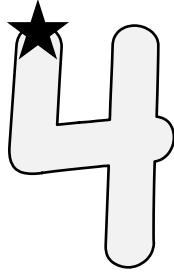
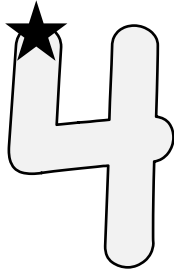
Level K • Day 4

Name: \_\_\_\_\_

## NUMBERS

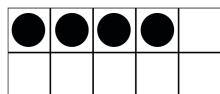
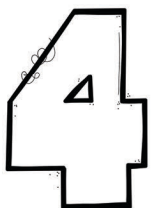
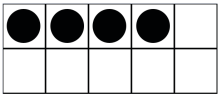


Start at the star and trace the numbers.




## MATCHING

Draw a line to match the same objects.



## COUNTING

Color the shelf that has 4 books.





# Language Arts



B to S











Level K • Day 5

Phonics  
Reading  
Writing

Name: \_\_\_\_\_



## WRITING

Start at the star and trace the letters.



## PHONICS

Color the two pictures that start with **Ee**.




## READING

Circle all of the letters: **E e**



# Primary Math




B to S




Level K • Day 5

Name: \_\_\_\_\_

## NUMBERS

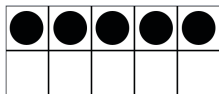
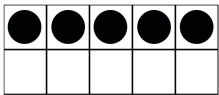


Start at the star and trace the numbers.





## MATCHING

Draw a line to match the same objects.



## COUNTING

Color the desk that has 5 apples.



# How To Use This Print & Teach Pack

It is so nice to have students on a schedule and routine so they know what to expect each day. This print and teach pack does just that!

These monthly packs create a routine that is easy to follow and there is almost no prep for you.

This work packet is set up to cover skills in a repetitive format. This way, children can be independent most of the time and do not constantly ask you for help and directions.

They recognize the activities and the format every day. Once a week (every five days) a new standard is introduced that they may need assistance with, but then this stays the same for the entire week.

This builds their confidence and helps them master skills and standards quickly.



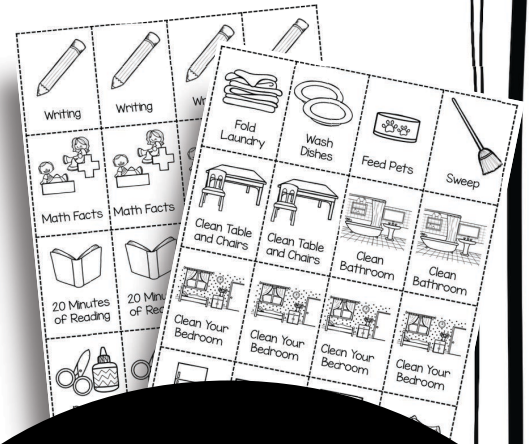
**Day 1** **Back to School**

1 2 3 4 5 6 7 8 9 10 11

## My TASKS Today

Color the star when you complete each task.  
Let's work hard and learn a lot today!

★	★	★
<input type="checkbox"/>	<input type="checkbox"/>	<input type="checkbox"/>
★	★	★



Students color the star when they complete the assignment. They fill up their stars each day.

What about the empty boxes? Cut out and glue which additional tasks you want your student to complete each day. You can also handwrite an activity in each box or simply leave them blank. This makes it easy to differentiate for students or if you homeschool. Both school and home activities are included

This is our back to school pack for kindergarten.

The goal is to teach basic skills while building their confidence.

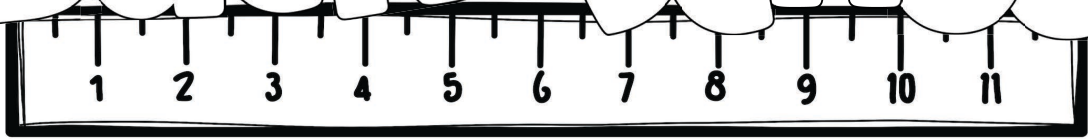
We start the year very simple with basic letter and number skills. Each month, the packs increase in difficulty as their skills progress.





Day  
1

# Back to School



## My TASKS Today

Color the star when you complete each task.  
Let's work hard and learn a lot today!


**Language Arts**  
B to S Level K • Day 1  
Phonics Reading Writing

Name: \_\_\_\_\_

**WRITING** Start at the star and trace the letters.

A A A A  
a a a a

**PHONICS** Color the two pictures that start with Aa.



**READING** Circle all of the letters: A a

A a f p A Q A A a k



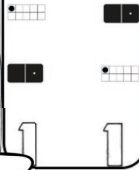
**Primary Math**  
B to S Level K • Day 1  
Numbers Reading Counting

Name: \_\_\_\_\_

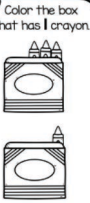
**NUMBERS** Start at the star and trace the numbers.

1 1 1 1 1 1 1 1

**MATCHING** Draw a line to match the same objects.



**COUNTING** Color the box that has 1 crayon.





I read today for 20 minutes

**my Daily Journal**



This is how I write my name: \_\_\_\_\_

My phone number is: \_\_\_\_\_

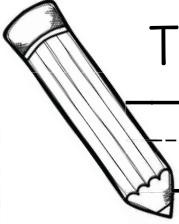
Draw a picture of the book you read today.

Draw a picture of how you were helpful today.

Day 1

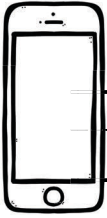


# my Daily Journal



This is how I write my name:

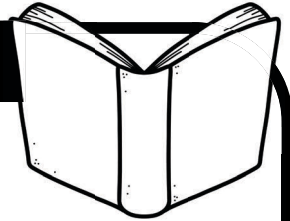
Handwriting practice lines consisting of a solid top line, a dashed middle line, and a solid bottom line.




My phone number is:

Handwriting practice lines consisting of a solid top line, a dashed middle line, and a solid bottom line.

Draw a picture of the book you read today.



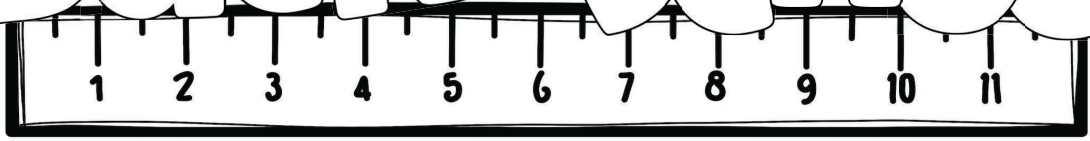
Draw a picture of how you were helpful today.



Day  
1

Day  
2

# Back to School




## My TASKS Today

Color the star when you complete each task.  
Let's work hard and learn a lot today!

**Language Arts**  
B to S Level K • Day 2  
Phonics Reading Writing

WRITING Start at the star and trace the letters.  
B B B B  
b b b b

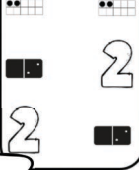
PHONICS Color the two pictures that start with Bb.  



READING Circle all of the letters: B b  
B c v b B B B B b



**Primary Math**  
B to S Level K • Day 2  
Numbers Matching Counting

NUMBERS Start at the star and trace the numbers.  
2 2 2 2

MATCHING Draw a line to match the same objects.  


COUNTING Color the cup that has 2 pencils.  





I read today for 20 minutes

**My Daily Journal**



This is how I write my name: \_\_\_\_\_

My phone number is: \_\_\_\_\_

Draw a picture of the book you read today. 

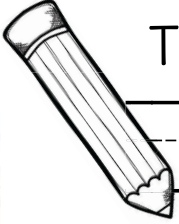
Draw a picture of how you were helpful today. 

Day 2



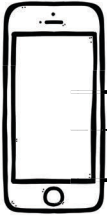


# my Daily Journal



This is how I write my name:

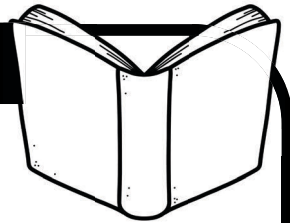
Handwriting practice lines consisting of a solid top line, a dashed middle line, and a solid bottom line.




My phone number is:

Handwriting practice lines consisting of a solid top line, a dashed middle line, and a solid bottom line.

Draw a picture of the book you read today.



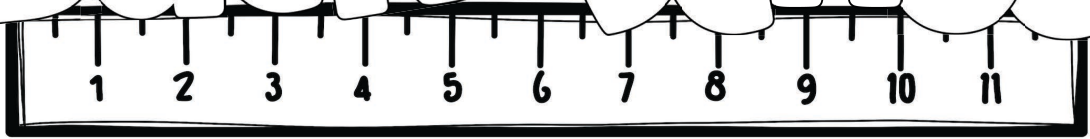
Draw a picture of how you were helpful today.



Day  
2

Day  
3

# Back to School



## My TASKS Today

Color the star when you complete each task.  
Let's work hard and learn a lot today!

**Language Arts**  
B to S Level K • Day 3  
Phonics Reading Writing

WRITING Start at the star and trace the letters.

PHONICS Color the two pictures that start with Cc.

READING Circle all of the letters: C c

E C c g C C A L G c



**Primary Math**  
B to S Level K • Day 3  
Numbers Matching Counting

NUMBERS Start at the star and trace the numbers.

MATCHING Draw a line to match the same objects.

COUNTING Color the backpack that has 3 stars.



I need today for 20 minutes

**my Daily Journal**



This is how I write my name: \_\_\_\_\_

My phone number is: \_\_\_\_\_

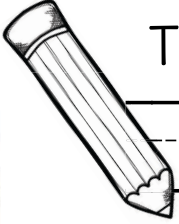
Draw a picture of the book you read today.

Draw a picture of how you were helpful today.

Day 3

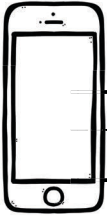


# my Daily Journal



This is how I write my name:

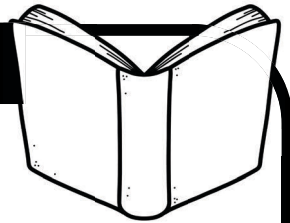
Handwriting practice lines consisting of a solid top line, a dashed middle line, and a solid bottom line.




My phone number is:

Handwriting practice lines consisting of a solid top line, a dashed middle line, and a solid bottom line.

Draw a picture of the book you read today.



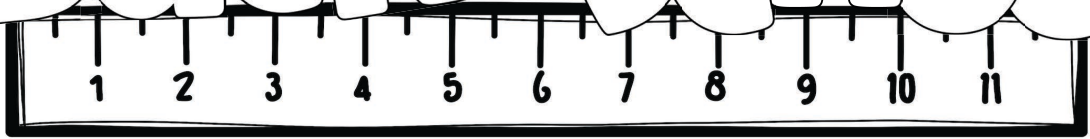
Draw a picture of how you were helpful today.





Day  
4

# Back to School



## My TASKS Today

Color the star when you complete each task.  
Let's work hard and learn a lot today!




**Language Arts**  
B to S Level K • Day 4 Phonics Reading Writing

Name: \_\_\_\_\_

**WRITING** Start at the star and trace the letters.

D D D D  
d d d d

**PHONICS** Color the two pictures that start with Dd.

**READING** Circle all of the letters: D d

D D Z d d D S M D D









**Primary Math**  
B to S Level K • Day 4 Numbers Measuring Counting

Name: \_\_\_\_\_





**NUMBERS** Start at the star and trace the numbers.

4 4 4 4

**MATCHING** Draw a line to match the same objects.

**COUNTING** Color the shelf that has 4 books.




I read today for 20 minutes

**My Daily Journal**


This is how I write my name: \_\_\_\_\_

My phone number is: \_\_\_\_\_



Draw a picture of the book you read today.



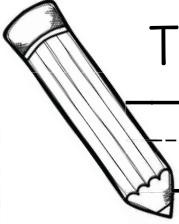
Draw a picture of how you were helpful today.



Day 4

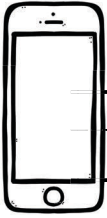


# my Daily Journal



This is how I write my name:

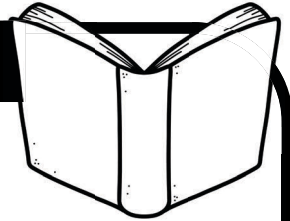
Handwriting practice lines consisting of a solid top line, a dashed middle line, and a solid bottom line.




My phone number is:

Handwriting practice lines consisting of a solid top line, a dashed middle line, and a solid bottom line.

Draw a picture of the book you read today.

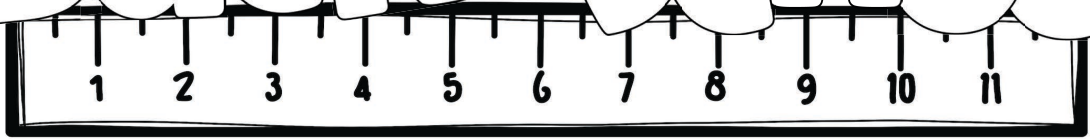


Draw a picture of how you were helpful today.



Day  
5

# Back to School



## My TASKS Today

Color the star when you complete each task.  
Let's work hard and learn a lot today!




**Language Arts**  
B to S Level K • Day 5  
Phonics Reading Writing

NAME: \_\_\_\_\_

**WRITING** Start at the star and trace the letters.

E E E E  
e e e e

**PICTURES** Color the two pictures that start with Ee.

**READING** Circle all of the letters: E e

E e h v E E E e j









**Primary Math**  
B to S Level K • Day 5  
Numbers Matching Counting

NAME: \_\_\_\_\_



**NUMBERS** Start at the star and trace the numbers.

5 5 5 5

**MATCHING** Draw a line to match the same objects.

**COUNTING** Color the desk that has 5 apples.



I read today for 20 minutes

**My Daily Journal**



This is how I write my name: \_\_\_\_\_

My phone number is: \_\_\_\_\_

Draw a picture of the book you read today.

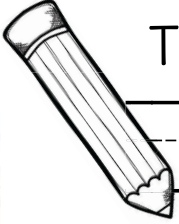
Draw a picture of how you were helpful today.

**Day 5**



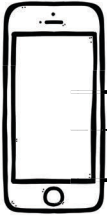


# my Daily Journal



This is how I write my name:

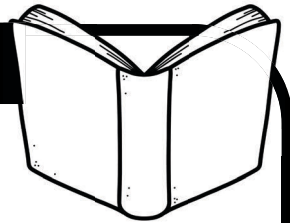
Handwriting practice lines consisting of a solid top line, a dashed middle line, and a solid bottom line.



My phone number is:

Handwriting practice lines consisting of a solid top line, a dashed middle line, and a solid bottom line.

Draw a picture of the book you read today.



Draw a picture of how you were helpful today.

